



Presidents Report.

In my last President report I was wishing everyone Happy New Year - can you believe it's now Easter (yum)?

For the last few months I seem to be totally consumed with our Exhibition; worrying if we have done everything we need to; hoping we get enough quilts to hang; anxious about setting up; need to finish these few customer quilts and get on to my own; ideas for my challenge. All these thoughts running through my head is quite tiring which is why I am heading to the Glenara Lakes Entrance for a couple of days R & R in April. It will be a great opportunity to spend a few days finishing stuff for the exhibition or sleeping, which ever seems most important at the time.

Our machine quilting workshop with Anita Ellis was a huge success - so popular that new dates have been set for a 2nd workshop in June and that class is already well on the way to being filled. Margaret Fraser has done a great job coordinating these two workshops, thanks Margaret. Hopefully we will see some finished quilts in our Exhibition.

We had a wonderful 'Bring a Friend' open day in March. The atmosphere on the day was warm & welcoming with lots of lovely chatter in between cuppas and yummy food. The result was seven keen new members. I love seeing their fresh enthusiasm. To keep this enthusiasm going, the committee has decided that it is time to offer some technique workshops. We hope to start these in June and we will keep you informed.

I think the scariest thing about writing this report is the realisation just how close the Exhibition is and that when I write the next one it will be June and our Exhibition will be over. There is still a lot to be done so if you feel you can help in any way, please contact me. There are raffle tickets to sell, white glove duty rosters to fill, workers needed to help set up on Thursday & Friday or maybe you would just like to drop in with a plate food to help keep our workers going. Any help will be appreciated.

In the meantime, keep those needles flying.

See you soon,

Liz

UFO Weekend.

APRIL 20th - 22nd 2018

UFO by the Lakes.

It is not too late to join us for a weekend of fun and stitching. Glenara offers a wonderful light filled room where we can sew and chat. Please consider joining us. Book your room directly with Glenarra and then contact liz.rivierquilters@gmail.com Morning tea and lunch is provided both days for a cost of \$15 p/p per day

May 5th Gathering Biggest Morning Tea.

It is time once again to dust off your prettiest Tea Cup and search through the CWA cookbook. We would love if you could join us for a cuppa

Exhibition Special newsletter.

Hopefully you have all received your Exhibition newsletter and raffle tickets. Inside is all the information you need to be part of our Quilt show. Please consider entering your quilt as this is an opportunity to celebrate our group and show the Community the beautiful work we do.

Quilt show entries close Monday 23rd April.

WELCOME TO RIVIERA QUILTERS .

Riviera Quilters was formed by a group of patchworkers in East Gippsland in 1989. The initial membership was 30. Almost 30 years later members still enjoy many happy hours together as they share or pass on knowledge, not only at our meetings but also at our weekend retreats, on bus trips and at mini-workshops. Our Annual General Meeting, held as part of our August gathering, is always well supported and is a rewarding time for members as we hand over a donation to our approved charity. Our guest speaker for the day is always interesting and well informed. Our Christmas meeting is a special time for members and our Biennial Exhibition is a time to appreciate all the beautiful work done by our members.

Riviera Quilters meet twice a month at “ East Gippsland Community & Educational Hub”, Cnr Dalmahoy & Service Streets, Bairnsdale.

Meetings are held on the first and third Saturdays of the month, excluding January.

On the first Saturday of each month, Rooms 2&3 are open from 11am - 3pm. A short formal meeting is held at 1 pm and is generally followed by a Show and Tell of member's work.

Our library is open to members on these days from 11am-12noon and after Show & Tell.

On the third Saturday of the month, Rooms 2&3 are open 10am-3pm. There is no formal meeting on this Saturday, and members are free to bring their sewing machines. We often have workshops on this Saturday which will be advertised via our bi-monthly Newsletters and group emails.

Visitors are always welcome. .

Membership is open to all interested persons and fees are due on the **1st September each year**.

The annual fee is **\$30.00** plus \$10 joining fee for new members.

OFFICE BEARERS 2017/2018

President:	Liz Traynor	0427 769 341	liz.rivierquilters@gmail.com
Vice President / Newsletter	Jenny Lawrence	0428 027 250	lawrence70@bigpond.com
Secretary:	Maxine Semple	5152 2441	maxinesemple@yahoo.com.au
Treasurer	Gerda Burer	5156 9327	gmburer@yahoo.com.au
Librarian :	Judy White	5152 5367	judywhite985@gmail.com
Membership:	Ann Sims	5156 0223	asimstsims@gmail.com
General Committee			
Hostess Roster :	Heather Caddy	0419 108 413	heather.m.caddy@gmail.com
	Margaret Fraser	0412 266 894	margfraser49@yahoo.com.au
	Sandra Abell	0401 089 1591	sandraabell4@gmail.com
	Cheryl Thomas	5156 8868	tezandchez@bigpond.com
	Kae Roulston	0418 541 528	bkroulst1@bigpond.com
	Jenny Latimer	5152 3036	australia@acfea.com

DATES FOR YOUR DIARY 2017/2018

April 7th 2018	Monthly Gathering 11am-3pm Rooms 2&3 The Hub 27 Dalmahoy St Bairnsdale
April 20th - 22nd 2018	UFO by the Lakes. Glenara Motel Lakes Entrance
May 5th 2018	Biggest Morning Tea 11am-3pm Rooms 2&3 The Hub 27 Dalmahoy St Bairnsdale
May 18th-20th 2018	Quilt Exhibition. Nova Hall, Bairnsdale West Primary School
June 2nd 2018	Monthly Gathering 11am-3pm Room 7 The Hub 27 Dalmahoy St Bairnsdale
June 2nd/3rd 2018	2 DAY QUILTING WORKSHOP with Anita Ellis of Westalee Rulers Rooms 2&3 The Hub 27 Dalmahoy St Bairnsdale
June 16th 2018	Sit and Sew 11am-3pm Rooms 2&3 The Hub 27 Dalmahoy St Bairnsdale

**** LUCKY DOOR PRIZES ****

Please consider joining us for our Monthly Gatherings held on the first Saturday of the month. Sign in at the reception desk to be eligible for our Lucky Door prize.

Please remember to wear your Name Badge.

Thank you to Heather Caddy for her generosity in providing the prizes.

HOSTESS ROSTER

PLEASE CONSIDER VOLUNTEERING FOR THE HOSTESS ROSTER FOR OUR GATHERINGS ON THE FIRST SATURDAY OF THE MONTH.

MANY HANDS MAKE LIGHT WORK.

DATE	MORNING	AFTERNOON
February 3rd	Val Quirk Coralie Foxton	Maaike van Donk Heather Caddy
March 3rd	Ros Pearce Kay Seears	Jen Lawrence
April 7th	Merle McRae Robyn Ashley	Maxine Semple Heather Caddy
May 5th	Wendy Cottam Marlene Leonard	Josie Coulter
June 2nd	Marg Fraser	Volunteers please
July 7th	Kath Grandy	Volunteers please
August 4th	Volunteers please	Volunteers please
September 1st	Volunteers please	Volunteers please
October 6th	Jean Bourne Veronica Wilk	Volunteers please
November 3rd	Volunteers please	Volunteers please
December 1st	Glenda Ingram Julie Neander	Committee

**Thank you to all Members who
volunteer for Hostess Duty.**

Please be aware if your name



Prize money of \$100 will be awarded to the winning quilt based on your interpretation of the theme, excellence in design and craftsmanship.

To be judged by Exhibition Guest Jan Preston.

2018 Biennial Exhibition QUILT CHALLENGE

Continuing on the theme of the Lucky Draw Block

.... from **BLACK** to **WHITE** with a dash of

The **design** of the quilt is to reflect and interpret the theme.

Use your favourite patchwork techniques.

The **size / proportions** of the quilt be based on the Ratio of 1:3 (for example 3 inches wide and 9 inches long, to a maximum of 15 inches wide to 45 inches long) in **Portrait orientation**, with a rod pocket / sleeve along the narrow edge that is the top of the quilt.

Please note -

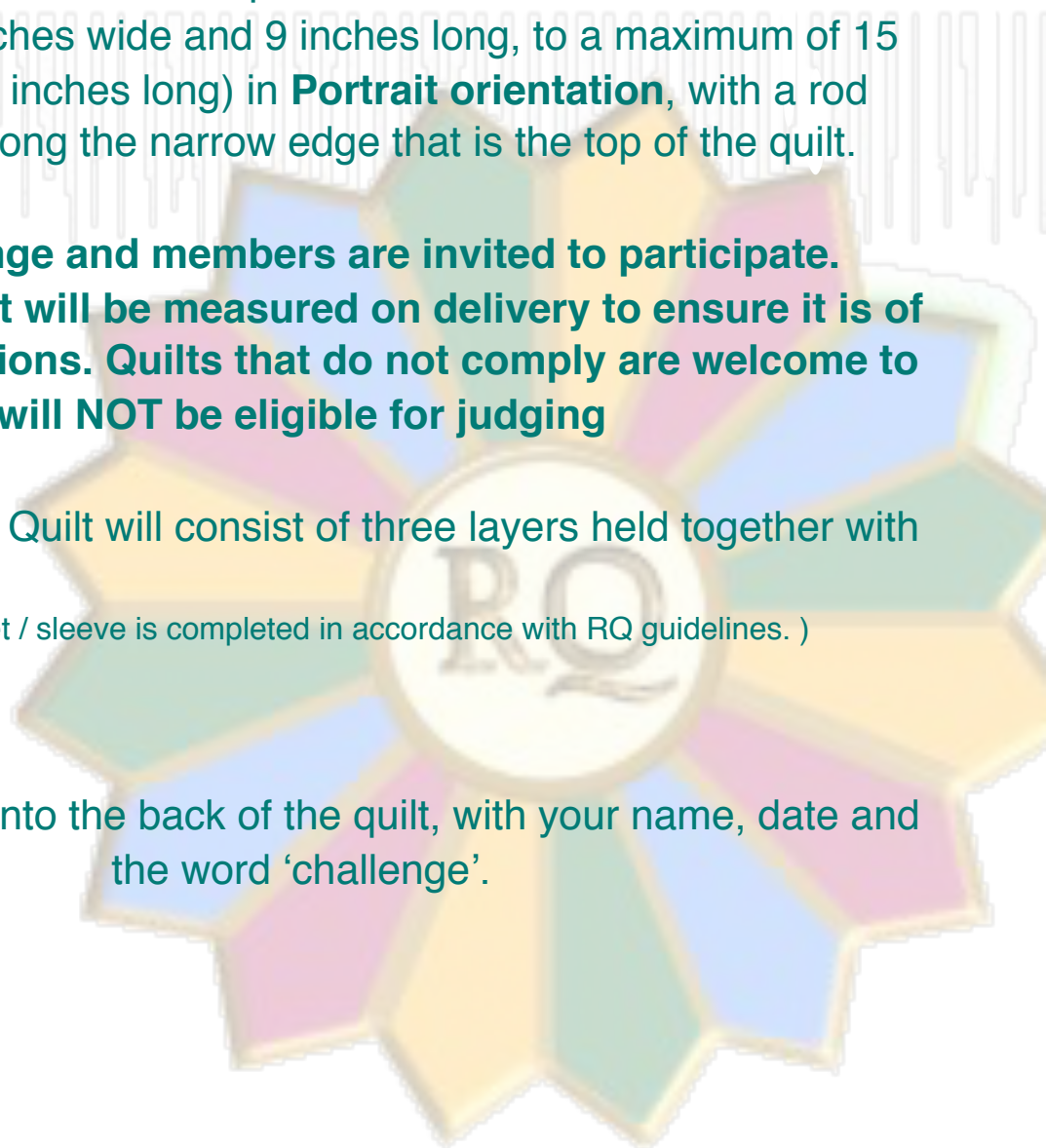
This is a Challenge and members are invited to participate.

The entered quilt will be measured on delivery to ensure it is of relevant proportions. Quilts that do not comply are welcome to be included but will NOT be eligible for judging

By definition your Quilt will consist of three layers held together with stitching.

(The rod pocket / sleeve is completed in accordance with RQ guidelines.)

A **label** is sewn onto the back of the quilt, with your name, date and the word 'challenge'.





Riviera Quilters Inc.

14th Biennial

Quilt Exhibition

Nova Hall, West Bairnsdale Primary School
Cooma Street, Bairnsdale

Daily Admission
\$5.00

Saturday, 19th May
10am - 4pm

2018

Sunday, 20th May
10am - 3.30pm

Gala Opening - 7.00pm, Friday 18th May

Guest Speaker - Textile Artist, Jan Preston

Opening Night Tickets - \$20.00

(includes refreshments & weekend entry)

Exhibition Features

* Quilters Challenge - 'Black to White with a dash.....'

* Lily Lane Patchwork Shop

* Members Trading Boutique

* Workshops over the weekend by Textile Artist Jan Preston

Light lunches & refreshments available

For more information, please contact Liz Traynor
liz.rivieraquilters@gmail.com or phone 0427769341

Bairnsdale Neighbourhood House will benefit from this exhibition.

PROFILING TEXTILE ARTIST, JAN PRESTON

Riviera Quilters are proud to welcome Jan Preston for the weekend.



Riviera Quilters will be displaying part of Jan's recent exhibition, *Courage & Determination*.

Jan will also be offering two classes each day.

CREATIVE HAND STITCHING:

Saturday, 9.30 - 12 noon OR Sunday 1pm - 3.30pm

\$25 plus \$15 per kit - Total \$40.

Students will use a variety of creative hand stitches to create an art form which can be taken further both creatively or included in other inspirations.

A relaxing informative class using a kit provided by Jan .

Kits will include a base fabric, hand dyed cotton felt, hand dyed open weave muslins, extra fabrics, threads and a needle to work on an A4 size.

BYO hand sewing and fabric scissors, plus a small sewing kit with neutral threads.

Jan will provide extra possibilities for your use.....



JAPANESE SASHIKO HAND STITCH:


Saturday 1pm - 3.30pm OR Sunday 9.30am - 12 noon

\$25 plus \$10 per kit - Total \$35.00

A traditional Japanese needle working stitch. A relaxing introduction to this technique covering the basics of both the transfer of pattern and the stitch with brief history as you work.

Kits will include a traditional pattern, fabric, carbon transfer paper, needle and thread with brief notes to work on an A5 size.

BYO scissors, and transfer marking tool. This may be a carbon roller or herra marker.



Bookings for these classes must be made prior to the weekend.

To book your place in a class please contact

Liz - liz.rivieraquilters@gmail.com; 0427769341

OR

Maxine - maxinesemple@yahoo.com.au

Riviera Quilters Inc promotes the art of Patchwork and Quilting in the community and encourages the development of new skills and techniques in both traditional and contemporary areas.

- Membership Directory and Handbook

Please book me in for the following workshop with Jan Preston held in conjunction with our May Quilt Show.

Creative Hand Stitching:

☐ **Saturday 19th May 2018 9.30 - 12 noon**

☐ **Sunday 20th May 2018 1pm - 3.30pm**

☐ **\$25.00** Fees payable directly to **Riviera Quilters Inc**
BSB 033 203 A/C 139 329 using surname as reference

☐ **I understand that there is a \$15.00 charge for the Kit payable directly to Jan Preston on the day**

Students will use a variety of creative hand stitches to create an art form which can be taken further both creatively or included in other inspirations.

A relaxing informative class using a kit provided by Jan .

Kits will include a base fabric, hand dyed cotton felt, hand dyed open weave muslins, extra fabrics, threads and a needle to work on an A4 size.

BYO hand sewing and fabric scissors, plus a small sewing kit with neutral threads.

Jan will provide extra possibilities for your use.....

Japanese Sashiko Hand Stitch:

☐ **Saturday 19th May 2018 9.30 - 12 noon**

☐ **Sunday 20th May 2018 1pm - 3.30pm**

☐ **\$25.00** Fees payable directly to **Riviera Quilters Inc**
BSB 033 203 A/C 139 329 using surname as reference

☐ **I understand that there is a \$10.00 charge for the Kit payable directly to Jan Preston on the day**

A traditional Japanese needle working stitch. A relaxing introduction to this technique covering the basics of both the transfer of pattern and the stitch with brief history as you work.

Kits will include a traditional pattern, fabric, carbon transfer paper, needle and thread with brief notes to work on an A5 size.

BYO scissors, and transfer marking tool (this may be a carbon roller or herra marker).

**Once you have transferred the Fees payable please hand in your form at a Gathering OR
Contact Liz liz.rivierquilters@gmail.com ph. 0427769341**

Maxine maxinesemple@yahoo.com.au

Please book for these classes prior to the weekend

Members Trading Boutique.

Do you enjoy making and selling your handcrafts? Riviera Quilters will be hosting a Trading Boutique for members at this years Exhibition.

It is not too late to put together some items for the stall.

Contact Heather Caddy for further details



Get Well Soon.

A special Shout out to Edna Kuch who had a nasty car accident some weeks ago.

Many members will be saddened to hear that our friend from Sale suffered 8 broken ribs plus much bruising.

Best wishes for a speedy recovery from all your Quilting Mates.

Keep up to date with us online
Don't forget to....

Like us on Facebook 👍

Riviera Quilters Inc Bairnsdale
and search for us

<http://rivieraquilters.org.au>

Sewing Machine Extension Table

Do you need a sewing machine extension table?

At Gippsland Plastics we can custom make an acrylic table to suit your machine. Just bring your machine in to us and we will manufacture the table to your needs.

All our extension tables are manufactured from 6mm thick clear acrylic, making them stronger and more rigid. All the legs on the tables have height adjustable feet to give you the perfect level top on any surface. Prices start from \$180 for a 600mmx 500mm table custom fitted.

GPR GIPPSLAND
PLASTICS
& RUBBER

625 Princes Hwy BAIRNSDALE VIC 3875

Ph. (03) 5152 6061

Fax. (03) 5153 1358

Email: chris@gippslandpr.com

This is a paid advertisement

2 day Machine Quilting Workshop with Anita Ellis from Westerlee rulers.



Our 2 day Machine Quilting workshop hosted by Riviera Quilters was a great success. All those that came along had a very enjoyable couple of days and certainly are well on their way to mastering these unique rulers. Anita was a generous and giving tutor. Her shop provided easy access to those forgotten bits as well as plenty of other tempting items.



NEW CLASS DATES

June 2nd / 3rd 2018

Rooms 2&3 The Hub 27
Dalmahoy St Bairnsdale

Any enquiries please contact Margaret Fraser
margfraser49@yahoo.com.au

One of the important things discussed in the class is the ability to control the speed of the machine. Many new machines have special regulators but for the older machines all is not lost. Anita has forwarded these photos to show how you can create a board for your foot pedal. By using a screw and an amount of trial and error you can adjust the screw to create a speed that is right for you. The higher the screw the slower the machine will run.

Thank you to Anita for sharing this handy hint - Jen




Library Report

Borrowing Rules

Members may borrow 3 books (only one can be a new book) plus 2 magazines per month. Books may be returned and borrowed between 11.00 am and 1 pm. If you are borrowing or returning books when the library table is unattended please place your name on them.

We have some new books and magazines which are ready to borrow.

- Kaffe Fassett's Country Garden Quilts (F28)
- Kaffe Fassett's Quilt Romance (F29)
- Kaffe Fassett's Quilts in Sweden(F30)
- Patches of Blue by Edyta Sitar (S44)
- Recreating Antique Quilts by Wendy Sheppard (S45)
- Quiltmania 122 - features are:
 - Part 6 Torrington –Mystery Quilt
 - Place,String along quilt
 - D'or et d'indigo quilt
 - All through the House quilt,
 - New Harmony quilt
 - Lake effect quilt
 - Twas the night before Christmas quilt
 - Making a List Mat
- Quiltmania 123 - features are:
 - Mystery Quilt Part 1
 - Wildflowers quilt
 - Tea Garden quilt
 - Tavern Reds quilt
 - Log Cabin quilt
 - Hivernage quilt
 - Baby It's Cold Outside quilt
- Quilters Companion 89- features are:
 - Petal Play Quilt by Maree St Clai
 - Cumberland Puzzle Quilt by Deidre Bon-Abel
 - Delightful Diamonds Quilt by Peta Peace
 - Boys in Cheddar Quilt by Michelle Marvig
 - Crazy Patchwork Block Holder by Zoe Clifton
 - Rising Sun Quilt by Chris Jurd
 - Diamond Sawtooth Quilt by Linda Collins
 - Trails of Courage Quilt by Wendy Sheppard
- The accompanying DVD features Zoe Clifton making a crazy patchwork block holder



Don't forget if you know of any suitable titles of books we should include in the library please let me know.

Judy White

Thank you to Librarian Judy White for the Library report

Charity submissions.

Now is the time to consider who you would like to be the recipient of our annual fundraising monies. As a not for profit organisation fundraising monies are donated to charities chosen by the members.

A written submission to support your preferred charity must be received by June 30th 2018.

Submissions must include the background of the organisation, the reason for the request, the beneficiaries, the length of the project and details of the accountability of how the funds will be handled.

Members present at the AGM will be asked to vote if more than one submission is received.

A more detailed account can be viewed in the Membership Directory and Handbook.

Techniques and Tutors.

What would you like to learn and who would you like to learn from?

Suggestions for tutors both local and further afield are being sought. Popular high profile tutors may need 12 months or more to secure. We would also like to know what techniques you would like to learn.

If you have any suggestions please email

Jen -lawrence70@bigpond.com

Liz -liz.rivierquilters@gmail.com

Happy Big O
Birthday to
Merle McCrae
Hope you had a
lovely day
celebrating with
friends and family.

If you know of someone having a
Big O birthday please let me
know - Jen.

RIVIERA QUILTERS INC.

QUILT SHOW

18th - 20th May 2018

Gala Opening night with renowned
quilt maker / textile Artist Jan
Preston.

Tickets are priced at \$20 which
includes light refreshments on the
night and weekend entry to the
exhibition.

Jan will be conducting workshops
over the weekend . Registration
forms are included in this
newsletter if you are interested in
participating.

For our newer members -

UFO -Unfinished Objects.

WIP - Work in Progress

PhD - Projects half done

BOM - Block of the Month

FMQ - Free motion Quilting

FQ - Fat quarter

HST - Half square Triangle

QST - Quarter square triangle

QAYG - Quilt as You go

WOF - Width of fabric...there are lots more

And for fun

TGIF - Thank God it's finished

WOMBAT - waste of money, batting and
time

March Open Day

Our March Gathering was a great success with almost 20 guests visiting during the day. A couple of members who have not been along for quite some time also chose to use the Open Day as an opportunity to reacquaint themselves. There was a lot of lovely quilts shown as part of Show and Tell and later in the afternoon we had the pleasure of Tristesse talking to us about the part

patchwork has played in her life. Afterwards she gave a hands on demonstration in the art of

Foundation Piecing which many present took the opportunity to watch.

A special gift draw for visitors resulted in gifts for Jenny Aitken donated by RQ. Second prize for Margaret Cotter was a \$15 gift voucher donated by Riviera Patchwork.

Part of the lovely display of the work Tristesse has completed using foundation piecing. The attention to detail and colour blending that Tristesse applies is amazing.



Some examples of the Show and Tell



Many Thanks to Gayle Kyle for the donation of second prize for our Lucky Draw.

Please Read -

I hope you all love to see the photos both in the Newsletter and as part of our online presence. Unfortunately we do not all like to see ourselves captured in an image. While we try to present photos that we think are pleasing for everyone, If you DO NOT want to have your face or work shown in a photo then please let us know. Preferably at the time the photo is taken.

-Jen

SUPPLY OF BATTING

Member Diana Whitfield has offered to supply batting to members. She has available Matilda's Own 60% wool / 40% polyester on a scrim. Prewashed, pre shrunk, fully machine washable 2.4M wide @ \$15 p/m

Financial statement March 2018

Trading a/c.	\$366.74
Retreat a/c.	\$3898.48
Investment a/c.	\$5715.70

Riviera Quilters would like to thank
TIM BULL MP
and the helpful staff at his Bairnsdale office, for their continued generous support in the free printing of our newsletter.

Westerlee Rulers Support group.

After the Westalee Workshop on the 24th/25th Feb a number of the ladies and one gent decided to set up a support group, We have now done that and we are acting independently from Riviera Quilters even though a lot of the group are from Quilters.

The group will be meeting on the 2nd Tuesday of the month at 9.30am in Room 2&3 at the HUB. Any one is welcome to join in, **the only criteria is to have the ruler foot and some of the rulers.**

Payment is required from each interested person in order to hire the room. \$200 is required to secure the room for the next 4 months so the amount will depend on the amount of interest.

The next meeting will be on the 10th April 2018 at 9.30am.

If you are interested in joining in please contact - Margaret Fraser margfraser49@yahoo.com.au
ph 0412 266 894

Thank you Marg - Jen

Did you know that the Minutes from all Riviera Quilters committee meetings are available for your review?

Just ask a Committee member.

April 7th Gathering.

Following on from the success at the Sit and Sew weekend, Liz Traynor will be repeating her demonstration on sleeves and bindings in the afternoon of our April Gathering.

Have you changed your Email address?

If you have changed your email address recently it is important that you pass on the details to

Liz Trainer at - liz.rivieraquilters@gmail.com


This will ensure you will always receive your newsletter and other communications.

Sit and Sew Weekend

A very enjoyable couple of days was spent stitching on the weekend of our usual Sit and Sew day. It was lovely to catch up with Val Musgrove who travelled up from Canterbury to spend the weekend with us. Beatty was her hostess for the weekend. Final stitches were added to Veronica's quilt after the binding workshop with Liz and we had an interesting mini workshop with Beatty as to how to create bendy appendages in the Dolls she was making.



Liz Traynor took the time to demonstrate her techniques for binding a quilt as well as attaching a sleeve which is required for your quilt to hang in a Quilt show. For those who missed out Liz will be repeating her demonstration at our April gathering.



The diversity of the work in progress at our gatherings is always inspiring. From strip piecing, machine appliqué and quilting as well as creating printed fabric, the ancient Japanese art of stitching through to doll making you are sure to see it all. Amazing talents.

In the Sewing Room

At our recent Sit and Sew weekend I had a chat with one of our newer Members, Veronica Wilks. Veronica has been an active member for the past 12 months now and joins us not only at our Saturday gatherings but at our weekend retreats. Her Patchwork journey started in 2008. Using Japanese inspired fabrics and a Log Cabin design, Veronica made her first quilt in a workshop at Chocolate Coated, a Bairnsdale Patchwork shop owned and operated by Dorothy Clark. In 2011, Veronica headed off for a Sashiko workshop with Jan Preston at Kimono House in Melbourne CBD. With her left over fabrics from the log cabin workshop a Quilt as you Go hexagon quilt was started. Veronica chose a black background for this quilt but as many of us have experienced, ran out of the fabric! Little did her husband know that while travelling for 6 months through NSW and Queensland in 2012, they would need to stop at every Patchwork shop between Moree and Townsville looking for a match. Apparently other Japanese fabrics jumped into the car as well and the idea of using an Octagon shaped paper template which go together with a small square spacer was suggested at one of the shops along the way. Veronica found this project very suited to travelling and says that many of the octagons in this quilt would have travelled 8 - 10,000 kms. The resulting quilt, which Veronica designed as she went along, with a special pieced back was having the final stitches completed over the weekend. In 2013 Veronica did a workshop with Ula Sheather at Riviera Patchwork and says she learned so much while putting together a sampler quilt. "It was Ula who suggested the I might like to come along to Riviera Quilters."



Veronica is very appreciative of all the help from tutors and the expertise of the staff at Quilt shops during her travels. She would like to especially thank Gayle at Riviera Patchwork who has been an inspiration. Gayle has recently quilted the Octagon quilt.

Thank you to Veronica for chatting with me and I'm sure we all look forward to seeing this beautiful quilt hanging at our Quilt show in May - Jen.

**Welcome to our new members.
Your name badges have been ordered and as a
special Welcome your next subscriptions are not
due until September 2019**

The Lucky Draw Block Challenge

A NEW INNOVATION FOR THE 2018 EXHIBITION.

..... from **BLACK** to **WHITE** with a dash of

Create 12 1/2 inch square blocks using your favourite techniques.

Hand piecing, machine piecing, applique, EPP may all be used to create a block that once sewn into a quilt will measure 12" square.

Your blocks may be a traditional pattern or modern, the choice is yours.

The Lucky Draw Blocks will be grouped together and displayed in sets of 12 at our 2018 Exhibition and as the name suggests there will then be a Draw with a winner for each set. Participants may opt in or out of the lucky Draw. Participation is the aim.

At Gatherings there will be a table with samples of the Lucky Draw Blocks and fabric to share and we are happy to accept the blocks as they are made. Just make sure that you attach your name. The more Lucky Draw Blocks the merrier, and it would be wonderful if each member made one block.

Thank you to Tristesse DeVisser and Marg Crocker
(Challenge Coordinators for the 2018 Exhibition)

Have you made your
block yet?

We have seen so many
wonderful blocks using
many different
techniques.

If you are looking for
inspiration pop along to
our April gathering.

Tristesse and myself are very pleased with the participation of RQ members and friends, we now have 80 blocks – I know everyone thought I was a little pushy when I suggested our aim was for 120 blocks, but we are well on the way and we would love more.



Margaret Cotter, one of our newest members, assists with the Gippsland Grammar after school program – where she encouraged the students to participate and then brought a wonderful collection of blocks along to our very successful "Bring a Friend Day".

Maxine Semple and myself had an enjoyable time at Nagle College, again encouraging the students to make blocks and participate in our lucky draw.


If any member has grandchildren, who participate in groups, where the making of blocks would be "fun", please contact Margaret Fraser from the committee and arrangements could be made for RQ members to assist.

Thank you

Marg Crocker



Where are
you going to
add your
Dash?



If you would like to wear a special hat or outfit or bring along something with a story we would love to hear about it at our May 5th Gathering.

We will have raffles, a special prize for the best story and as usual our Lucky door prize.

Biggest Morning Tea



Welcome to our Newest Members

Marg Cotter
Helen Dorning
Ruth Mortyn
Maryanne Ivers
Lynette Beeck
Robyn Hadfield

and welcome back to Sue Roberts.
We look forward to seeing you all at an RQ event in the very near future.

Are you interested in coming along to a Beginners Class?

The committee are currently discussing holding a Beginners Class on a Wednesday night at the Hub.

There will be a nominal charge to cover the hire of the room and classes would run for 6-8 weeks.

Suggested time 7pm - 9:30pm

All members would be Welcome to join in and there may be the opportunity to develop this night into a Sit and Sew.

Please contact Jen Lawrence lawrence70@bigpond.com to express your interest.

Do you have quilt tops that you would like finished for the 2018 Exhibition?

Why not have them professionally quilted?

The following list of members offer a Machine Quilting service.

Hilary Arnold - Fairfields Creative Quilting is an award winning quilter.

Pickup and delivery arranged

Phone: 51555576 after 5pm

Hilary-0407634944 Barry-0427 634944

Email: fairfiel@bigpond.net.au

Glenda Ingram. Forgetmenot quilting.

7 Lindsay Court, Wy Yung.

Phone: 0409647291

Email: glenrae@bigpond.net.au

Jennifer McMillan - Lily Lane Patchwork

26 Princes Highway, Rosedale.

Phone: 51992777

Email: Jennifer@lilylane.com.au

9:30am - 4pm weekdays (closed Tuesday).

Weekends: 10am - 3pm.

Sonia Melville - CRAFT BASKET

110a Nicholson Street, Orbost.

(behind Whyndham Real Estate)

Phone: 51541151

Email soniamelville_craftbasket@hotmail.com

Open: 9:30am - 3pm Tue - Fri.

9.30am - 12md Saturday.

(A/H by arrangement)

Liz Traynor

www.quiltingandsewon.com.au

Pick up & delivery arranged

Phone: 0427769341

Email: liztraynor@bigpond.com

Diana Whitfield

Mobile: 0412 562 414

Email: diana.j.w@bigpond.com

UFO by the Lakes 20th - 22nd April 2018

Once again all roads lead to lovely Lakes Entrance for a few days of uninterrupted sewing with some like minded friends. It is a great opportunity to finish of your piece for our upcoming Exhibition! Otherwise why not start something new, continue on your favourite piece or bring along a UFO that has been causing you some problems and brainstorm it out with others!

The VENUE is the Glenara RSL Motel on the Esplanade at Lakes Entrance and you will need to book your own room. Find a friend to share with or go it alone. The choice is yours.

The Recreation room by the pool is a lovely bright airy room with plenty of tables for our sewing. You will have access to the room from 4pm on Friday.



Numbers will be limited to 24, including Day Visitors, to ensure there is enough room to spread out.

Please join in for Complimentary Happy Hour on the Friday and Saturday evening before we head off for dinner.

MEALS

Breakfast.

Toasters are available at reception if you wish to bring your own breakfast supplies. Otherwise enjoy one of the many local cafes, visit the dining room or arrange for room service.

Morning tea & lunch.

Will be provided at \$15 per person per day payable when you make your booking.

Dinner suggestions.

There are lots of choices for dining in Lakes Entrance, however we will book a table at the RSL each evening.

Your place is not secure until the Registration Form has been returned to The Secretary with payment.

PLEASE NOTE - YOU WILL NEED TO BOOK YOUR OWN ROOM for Friday 20th April and Saturday 21st April 2018

To BOOK YOUR ROOM - please phone Glenara Motel 51551555

(Cost of room is approximately \$85 per night.)

UFO by the Lakes 20th - 22nd April 2018

**After booking your room please forward this form to -
The secretary, Riviera Quilters Inc., PO Box 276, Bairnsdale. 3875**

REGISTRATION FORM

NAME:

ADDRESS

.....

PHONE:

Email:

I enclose \$15 per day - Total \$30 to secure my place at the UFO weekend in Lakes Entrance. (this charge is to cover the morning tea & lunch)

****Non members please add \$10.00**

Cash ☐

Cheque ☐

Eftpos ☐

EFT PAYMENTS -

WESTPAC BAIRNSDALE - BSB: 033-203 A/C 367-444 (Retreat Account)

Please include your name and "UFO" as reference

Forward Application Form to ;The Secretary, Riviera Quilters, PO Box 276, Bairnsdale 3875

I have booked my accommodation. ☐

Accommodation not required. ☐

Signed :

Below is a handy table for you to keep track of the programs and activities being offered by RQ so far for 2018.

ACTIVITY	REMEMBER	MUST DO	NOTES
Volunteer to be a Hostess at one of our Saturday gatherings	The roster is included in this newsletter. When can you help?	Let Heather Caddy know your preferred day. heather.m.caddy@gmail.com	
Volunteer to sell raffle tickets prior to our May Quilt show.	All help is appreciated.	Let Ann Sims know when you can help. asimstsims@gmail.com	
Volunteer to help at our May Quilt show.	Volunteers are needed to set up as well as sell tickets and help on White Glove duty.	Let Judy White know if you can help. judywhite985@gmail.com	
Secret Pal Program	Remember to spoil your Pal.	How will you spoil your Secret Pal?	
Quilting workshop with Anita Ellis. New Workshop	Fill out the Registration form from this Newsletter	Let Marg Fraser know you are interested. margfraser49@yahoo.com.au	
Make your 12 1/2" Black and White with a Dash block for the Challenge	You can check out the other blocks already submitted at a Saturday gathering.	When block is completed it may be handed in at the hostess desk at a gathering.	
Decide on your design for the Quilt Challenge . \$100 in prize money on offer	It is not too late!	Find your creative self.	
April UFO by the Lakes.	We still have vacancies. Fill out the Registration form from this Newsletter if you are interested.	A perfect opportunity to finish a piece for the Exhibition.	
Riviera Quilters Inc Biennial Exhibition. 19th & 20th May	Now is the time to think about what you might exhibit. Entries close Monday April 23rd.	Plan what is required to finish your piece including the label and hanging sleeve.	

NEW DATES

2 day Quilting Workshop Machine Quilting with Westalee Rulers by Anita Ellis

June 2nd / 3rd 2018

Hosted by Riviera Quilters Inc.

Rooms 2&3 The Hub 27 Dalmahoy St Bairnsdale

9:30am - 4:30pm

Anita will be teaching the art of Machine Quilting using your domestic sewing machine and Westalee rulers and Ruler foot.

This class has been arranged to complement the workshop held in February but Anita will happily include beginners.

Cost is \$140 for the 2 days tuition.

You will be required to have the Westalee Ruler foot with straight ruler (\$48) and a Westalee starter pack of templates (\$65) as well as a Sewslip mat (\$40).

These can be purchased directly from Anita and payed for on the day.

You will also need your sewing machine with a flat extension table.

Morning and afternoon tea provided.

Anita will be bringing her extensive shop so if you need thread, needles or more rulers they will be available on the day.

Expressions of interest with a \$70 deposit is required by March 26th 2018

More information is available from Margaret Fraser

margfraser49@yahoo.com.au

Come join us for a weekend of fun and learning. Anita is a wonderful and generous teacher and you are sure to learn lots!



I am Anita Ellis, your longarm quilting and domestic machine quilting teacher. I love all things quilting, creating my own work, and teaching others how to quilt their own quilts on domestic sewing machines, long arm and mid arm machines. My classes specialise in free motion quilting and working with the Westalee ruler foot and templates. I am an Accredited Westalee Design Educator and so am able to supply these to you with advice on which ones would be good for you.

2 day workshop with Anita Ellis.
Machine Quilting with Westalee Rulers
June 2nd / 3rd 2018

Please register as soon as possible to avoid disappointment

Riviera Quilters Inc., PO Box 276, Bairnsdale. 3875

Please enrol me in the Machine Quilting with Westalee Rulers workshop

NAME:

.....

PHONE:

.....

Email:

.....

I would like to order

- ☐ Westalee ruler foot with straight ruler (\$48) My Sewing machine is.....(make)
☐ Westalee starter pack of templates (\$65)(model)
☐ Sewslip Mat (\$40) **Payable directly to Anita at the workshop**

OR

☐ I enclose a \$70.00 Deposit

I understand that a further payment of \$70 is due by Monday May 21st 2018 **OR**

☐ \$140.00 Paid in Full

Strictly No refunds.

Method of Payment

I enclose -

☐ Cash ☐ Cheque ☐ EFT Westpac Bairnsdale BSB 033 203

Account 367 444 Retreat A/C

Please include your name and **Quilting Workshop** as reference

Signed :

RIVIERA QUILTERS Inc.

MEMBERSHIP FORM

NAME

ADDRESS

TELEPHONE

MOBILE

EMAIL

Is this a change of address?

YES / NO

New Membership joining fee (includes cost of badge)	\$10	
Expired Membership Renewal fee	\$10	
Membership Annual Fee	\$30	
	TOTAL	

PAYMENT METHOD:

I enclose cash ☐ cheque ☐ money order ☐ OR

I am paying by Electronic Funds Transfer ☐

EFT PAYMENTS - WESTPAC BAIRNSDALE

BSB - 033-203; ACC # -139-329

Please include your name & indicate that the payment is for membership

If your bank does not allow a name as reference, please use the last 4 digits of your phone number and notify the Membership Secretary.

With all methods of payment you must still forward this form to -

The Secretary, Riviera Quilters Inc., PO Box 276, Bairnsdale, 3875

I give permission for my personal details to be included in a membership directory. Please circle your response:

Yes / No

I give permission for my photo and name to appear in the newsletter, newspaper articles, website & facebook. Please circle your response:

Yes / No