



Presidents Report.

Well done everyone. Our Exhibition was an amazing event and we can all be very proud. I thank everyone for your efforts in getting it off the ground, it was a huge job. I especially thank the committee for your tireless hard work, not just over weekend of the Exhibition but for many weeks prior. Lots of small jobs that go unnoticed by many but certainly not by me. I think our most amazing achievement was dismantling at the end; 2 hours exactly, from the time we took down the first quilt to me driving away.

Opening night was a lovely affair with superb catering by Michelle Boyle & Bec Steenholdt.

Jan Preston was our guest for the weekend and brought part of her Exhibition 'Courage & Determination' which provided a lot of interest. Jan is a very talented textile artist and a delightful person. She was our judge and added a new twist by adding many 'Highly Commended' awards. I think that acknowledgment would mean a lot to those receiving them. Jan was certainly very impressed with the quality of our work. Well done to all our award winners.

One thing I noticed was the amount of people who quilted their own work on domestic sewing machines. Being a long-arm quilter, I'm very impressed with that talent. If you would like to learn to quilt your own work we have another workshop with Anita Ellis coming up on the June 2nd; there may be a couple of places left so if you are interested please contact Marg Fraser.

I hope to see you at our next gathering on the 2nd.

Liz



Visiting Fibre artist Jan Preston drew Committee member Kae Roulston's name as the winner of the Raffle quilt. Pictured with President Liz Traynor who was responsible for the beautiful quilting.
2nd Prize - \$150 voucher at Potted Pear won by Karen Obst.
3rd Prize - \$100 Spotlight voucher won by Sue Morgan
I think it is fair to say that all winners were delighted.

NOTICE TO MEMBERS

The Annual General meeting of
Riviera Quilters Inc.
will be held on
Saturday 4th August 2018 at 1:30pm
Room 2&3 The Hub
27 Dalmahoy St
Bairnsdale

WELCOME TO RIVIERA QUILTERS .

Riviera Quilters was formed by a group of patchworkers in East Gippsland in 1989. The initial membership was 30. Almost 30 years later members still enjoy many happy hours together as they share or pass on knowledge, not only at our meetings but also at our weekend retreats, on bus trips and at mini-workshops. Our Annual General Meeting, held as part of our August gathering, is always well supported and is a rewarding time for members as we hand over a donation to our approved charity. Our guest speaker for the day is always interesting and well informed. Our Christmas meeting is a special time for members and our Biennial Exhibition is a time to appreciate all the beautiful work done by our members.

Riviera Quilters meet twice a month at “ East Gippsland Community & Educational Hub”, Cnr Dalmahoy & Service Streets, Bairnsdale.

Meetings are held on the first and third Saturdays of the month, excluding January.

On the first Saturday of each month, Rooms 2&3 are open from 11am - 3pm. A short formal meeting is held at 1 pm and is generally followed by a Show and Tell of member's work.

Our library is open to members on these days from 11am-12noon and after Show & Tell.

On the third Saturday of the month, Rooms 2&3 are open 10am-3pm. There is no formal meeting on this Saturday, and members are free to bring their sewing machines. We often have workshops on this Saturday which will be advertised via our bi-monthly Newsletters and group emails.

Visitors are always welcome. .

Membership is open to all interested persons and fees are due on the **1st September each year.**

The annual fee is **\$30.00** plus \$10 joining fee for new members.

OFFICE BEARERS 2017/2018

President:	Liz Traynor	0427 769 341	liz.rivierquilters@gmail.com
Vice President / Newsletter	Jenny Lawrence	0428 027 250	lawrence70@bigpond.com
Secretary:	Maxine Semple	5152 2441	maxinesemple@yahoo.com.au
Treasurer	Gerda Burer	5156 9327	gmburer@yahoo.com.au
Librarian :	Judy White	5152 5367	judywhite985@gmail.com
Membership:	Ann Sims	5156 0223	asimstsims@gmail.com
General Committee			
Hostess Roster :	Heather Caddy	0419 108 413	heather.m.caddy@gmail.com
	Margaret Fraser	0412 266 894	margfraser49@yahoo.com.au
	Sandra Abell	0401 089 1591	sandraabell4@gmail.com
	Cheryl Thomas	5156 8868	tezandchez@bigpond.com
	Kae Roulston	0418 541 528	bkroulst1@bigpond.com
	Jenny Latimer	5152 3036	australia@acfea.com

DATES FOR YOUR DIARY 2017/2018

June 2nd 2018	Monthly Gathering 11am-3pm Room 7 The Hub 27 Dalmahoy St Bairnsdale PLEASE NOTE ROOM CHANGE
June 2nd/3rd 2018	2 DAY QUILTING WORKSHOP with Anita Ellis of Westalee Rulers Rooms 2&3 The Hub 27 Dalmahoy St Bairnsdale
June 16th 2018	Sit and Sew 11am-3pm Rooms 2&3 The Hub 27 Dalmahoy St Bairnsdale
July 7th 2018	Monthly Gathering 11am-3pm Room 7 The Hub 27 Dalmahoy St Bairnsdale
July 2018	Sit and Sew 11am-3pm Rooms 2&3 The Hub 27 Dalmahoy St Bairnsdale
August 4th 2018	Monthly Gathering Annual General Meeting at 1:30pm 11am-3pm Room 7 The Hub 27 Dalmahoy St Bairnsdale

**** LUCKY DOOR PRIZES ****

Please consider joining us for our Monthly Gatherings held on the first Saturday of the month. Sign in at the reception desk to be eligible for our Lucky Door prize.

Please remember to wear your Name Badge.

Thank you to Heather Caddy for her generosity in providing the prizes.

HOSTESS ROSTER

PLEASE CONSIDER VOLUNTEERING FOR THE HOSTESS ROSTER FOR OUR GATHERINGS ON THE FIRST SATURDAY OF THE MONTH.

August is our AGM and to date we have no volunteers for the Roster

DATE	MORNING	AFTERNOON
February 3rd	Val Quirk Coralie Foxton	Maaike van Donk Heather Caddy
March 3rd	Ros Pearce Kay Seears	Jen Lawrence
April 7th	Merle McRae Robyn Ashley	Maxine Semple Heather Caddy
May 5th	Wendy Cottam Marlene Leonard	Josie Coulter
June 2nd	Marlene Leonard	Heather Caddy Jen Lawrence
July 7th	Kath Grandy	Josie Coulter
August 4th	Volunteers please	Volunteers please
September 1st	Nola Matthews Mary Morris	Volunteers please
October 6th	Jean Bourne Veronica Wilk	Volunteers please
November 3rd	Volunteers please	Volunteers please
December 1st	Glenda Ingram Julie Neander	Committee

Thank you to all Members who volunteer for Hostess Duty.

Please be aware if your name appears on the Roster then it is your responsibility to find a replacement if you are unable to attend.

2 day Machine Quilting Workshop with Anita Ellis from Westerlee rulers.



June 2nd / 3rd 2018

Rooms 2&3 The Hub 27
Dalmahoy St Bairnsdale

Any enquiries please contact Margaret Fraser
margfraser49@yahoo.com.au
Ph 0412266894

If you would like to Join Anita and Margaret this weekend it is not too late. We have 16 students booked in with room for 20 so if anyone is still thinking about it please contact Margaret ASAP.

All students will need to BYO lunch. Tea and coffee as well as morning tea is provided. Cups are available or you are welcome to bring your own cup if you prefer.

A reminder to those who are attending the class that you need to let Margaret know if you will be going out for dinner at the Terminus so that the appropriate booking can be made this



Sewing Machine Extension Table

Do you need a sewing machine extension table?

At Gippsland Plastics we can custom make an acrylic table to suit your machine. Just bring your machine in to us and we will manufacture the table to your needs.

All our extension tables are manufactured from 6mm thick clear acrylic, making them stronger and more rigid. All the legs on the tables have height adjustable feet to give you the perfect level top on any surface. Prices start from \$180 for a 600mmx 500mm table custom fitted.



625 Princes

Hwy

BAIRNSDALE VIC 3875

Ph. (03) 5152 6061

Fax. (03) 5153 1358

Email: chris@gippslandpr.com

This is a paid advertisement

Library Report

Borrowing Rules

Members may borrow 3 books (only one can be a new book) plus 2 magazines per month. Books may be returned and borrowed between 11.00 am and 1 pm. If you are borrowing or returning books when the library table is unattended please place your name on them.

We have some new books and magazines which are ready to borrow.

- Quiltmania 124- features are:
 - Rhapsody in Red
 - Fruit Slices
 - Bathwick Mystery Quilt Part 2
 - Flying North for the Winter
 - Joie de Vivre
 - Little Baskets
 - A Day in Early Spring



- Quilters Companion 90- features are:
 - Antique Sunburst Quilt
 - Cabbages and Kings
 - It's Raining Strips
 - Woodland Bouquet
 - Maisy
 - Little Zorro
 - Bush Picnic
 - Blossom cushion



The accompanying DVD features Paula Storm quilting as you go on a mid-arm machine.

- We have been fortunate enough to receive a donation of Quilter's Companion magazines which we did not already have in the library. Their numbers are: 32, 34, 35, 36, 37, 38, 40, 41 and 44. These have been catalogued and are ready to borrow.

Don't forget if you know of any suitable titles of books we should include in the library please let me know.

A big thank you to Jenny Latimer for being Librarian while I was recuperating from my operation. Many thanks Jenny, I really appreciate your assistance.

Judy White

Thank you to Librarian Judy White for the Library report

Charity submissions.

Now is the time to consider who you would like to be the recipient of our annual fundraising monies. As a not for profit organisation fundraising monies are donated to charities chosen by the members.

A written submission to support your preferred charity must be received by

June 30th 2018.

Submissions must include the background of the organisation, the reason for the request, the beneficiaries, the length of the project and details of the accountability of how the funds will be handled.

Members present at the AGM will be asked to vote if more than one submission is received.
A more detailed account can be viewed in the Membership Directory and Handbook.

Keep up to date with us online

Don't forget to....

Like us on Facebook 👍

Riviera Quilters Inc Bairnsdale
and search for us

<http://rivieraquilters.org.au>

Techniques and Tutors.

What would you like to learn and who would you like to learn from?

Suggestions for tutors both local and further afield are being sought. Popular high profile tutors may need 12 months or more to secure. We would also like to know what techniques you would like to learn.

If you have any suggestions please email

Jen -lawrence70@bigpond.com

Liz -liz.rivierquilters@gmail.com

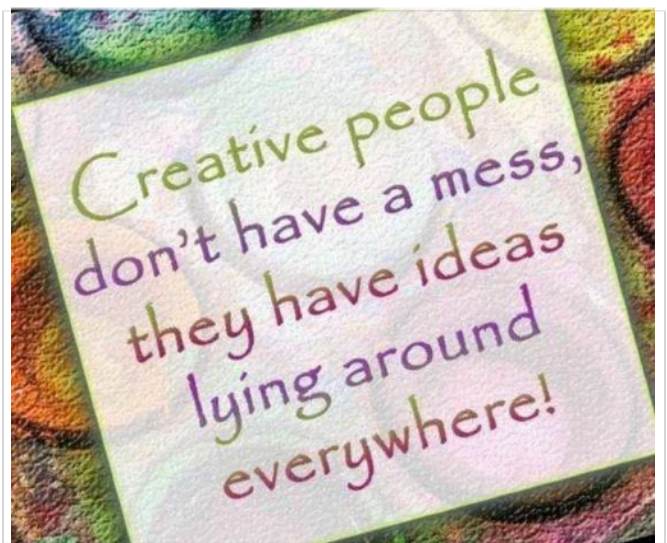
Shout out

A huge shout out to Michelle and Bec from Michelle Boyle Private Catering for the amazing food they served on Opening night.

Michelle can be contacted on 0417 123 841 if you are planning a party in the near future.

Also

To the Bairnsdale Lioness club for the beautiful food and service with a smile. These ladies did a great job all weekend keeping us well fed.



May Biggest Morning Tea



The prettiest Tea Cups could be found around the room

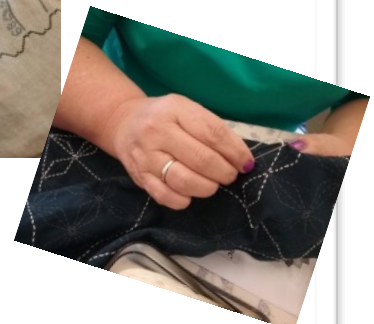


Our May gathering was an opportunity to raise funds for the Cancer Council as part of their Biggest Morning Tea fundraising initiative. A Gold coin donation was accepted as members made their way past the Hostess table. 3 raffle prizes were on offer donated by Committee members. \$230 was raised on the day.



The Morning Tea / Lunch table was laden with food by the time all members arrived. This photo was taken earlier in the morning!!

Apart from our usual Show and Tell, we invited members to share some stories with the group inspired by an item. There were a number of members that entertained us with their stories but it was Jenny Latimer with her Christening gown and a photo of her in the gown that was the crowd favourite. Member Ann Schofield was unable to attend on the day but had donated a number of craft items from a recent destash. These items were offered in exchange for a donation with all funds raised adding to the total .



Members Trading

Boutique.

Congratulations to Heather Caddy and Ann Sims for coordinating the Members Trading Boutique.

A number of members made the most of the opportunity to offer their hand work for sale. All items were well received with sales in excess of \$1000



Westalee Rulers Support group.

After the Westalee Workshop on the 24th/25th Feb a number of the ladies and one gent decided to set up a support group, We have now done that and we are acting independently from Riviera Quilters even though a lot of the group are from Quilters.

The group will be meeting on the 2nd Tuesday of the month at 9.30am in Room 2&3 at the HUB.

Any one is welcome to join in, **the only criteria is to have the ruler foot and some of the rulers.**

A nominal payment amount is required from each interested person in order to hire the room.

Our next meeting is the 12th June, 09.30am

If you are interested in joining in please contact -

Margaret Fraser margfraser49@yahoo.com.au
ph 0412 266 894

Thank you Marg - Jen

Financial statement May 2018

Figures are still being finalised after our Exhibition weekend.

Did you know that the Minutes from all Riviera Quilters committee meetings are available for your review?

Just ask a Committee member.

SUPPLY OF BATTING

Member Diana Whitfield has offered to supply batting to members. She has available Matilda's Own 60% wool / 40% polyester on a scrim.

Prewashed, pre shrunk, fully machine washable 2.4M wide @ \$15 p/m

Members would need to pay at time of ordering.

Riviera Quilters would like to thank
TIM BULL MP
and the helpful staff at his Bairnsdale office, for their continued generous support in the free printing of our newsletter.

Have you changed your Email address?

If you have changed your email address recently it is important that you pass on the details to

Liz Trainer at - liz.rivieraquilters@gmail.com

This will ensure you will always receive your newsletter and other communications.

UFO by the Lakes

A small but happy group of Quilters spent a couple of relaxing days at Lakes Entrance. Some quilts were started, some were finished off in readiness for our Quilt show. Other members concentrated on items for the Boutique table.

A very happy Happy Hour resulted in one of our Day visitors being home a little late for dinner!



Heather Caddy



Jaqueline Lalor



Hilary Arnold



Val Musgrove



Glenda Ingram prepares one of her entertaining quizzes - just to keep us on our toes.



Kath Grandy

In the Sewing Room

For this Edition I asked Longtime member Marg Crocker what she is currently working on.

In Margarets words -

Currently I am finishing 3 wall hangings for the Fusion Exhibition.

The theme for this exhibition is **Imagine**.

I imagined flavours from the past and chose to focus on milk shakes and spiders. Using various white fabrics to depict the milk or drink base and adding linen that was printed, stamped, dyed using soy wax resist and procion dyes to represent the flavouring.

Machine and hand stitching with white and matching coloured threads created texture. While completing the stitching my works hang in the living area and I walk past many times during the day and night, therefore looking at them in many differing lights, while I decide what to add or when to stop. It is the when to stop stitching I find difficult! Finishing the edge always requires consideration. I have used a wadding which needs to be hidden but not necessarily with a traditional binding. How your piece will be displayed in the gallery is also a consideration. Eventually I decided on sleeves with a flat slat that could be nailed directly to the gallery wall, with each slat and nails hidden.



I encourage everyone to take a look at the Fusion Exhibition at the East Gippsland Art Gallery. opening 5th June – 14th July, with free entry.

Riviera Quilters Exhibition challenge pieces were at times worked concurrently with the Fusion work. Working in a series allows for development of ideas / themes / techniques and potential future quilts / hangings / runners / scarves etc etc

When I am not working on exhibition pieces, I am enjoying my slow stitching. I am repurposing one of my old shirts with some Boro style work.

I am not sure as to my next textile project as I have paper works to consider. I am attending Geelong Fibre Forum in early October working with Peta Lloyd "Adventuring into Artist Books - Structures and Surfaces". I find that the moving between the two medium allows for ideas to develop.

Thank you to Margaret for an insight into your creative mind. - Jen



Exhibition Highlights.



Jan Preston was our guest Artist for the exhibition. Her recent collection called *Courage and Determination* follows the legacy of a journey taken by Wilfred Preston, her Father in Law, during WW11.

Jan chose the winners of our judged categories and included a few encouragement awards of her own.

Her classes held over the Saturday and Sunday were not as well subscribed as we would have liked but enjoyed by those who had the foresight to attend.



Judy White was awarded Judges Choice with her quilt *Nocturne*.

Andrea Dilks with *Flowers of May* was awarded the Gwen Kaigg award for Best Use of Colour for her stunning small quilt and Ronda Harris and her knock out quilt *Cornelian* scooped the pool not only winning the Kaye Heath award for first time Exhibitor but also Viewers Choice. Jan also awarded an encouragement award to Ronda in the Best use of Colour category. This quilt was very difficult to photograph but the muted palette of colours was beautiful



.....from BLACK to WHITE with a dash of

The Lucky Draw Block

Tristess and Margaret wish to sincerely thank all those wonderful members and friends, who contributed to the Lucky Draw Blocks.

The 76, yes 76 Lucky Draw Blocks, were grouped into 7 potential quilts.

We also wish to thank Hilary Arnold for the Nagle College student blocks and Margaret Cotter for the group from the Gippsland Grammar, after school programme, with a rosette presented to each school as an Encouragement award. These blocks were returned to the Schools to be made into quilts if they desire.




STOP PRESS:-

Monday 21st May (yes, 1 day after the Exhibition) at 1300 hours, Marg viewed the Gippsland Grammar Quilt completed. Absolutely wonderful.

New member Marg Cotter who assists with the Gippsland Grammar after school program put the quilt together on behalf of the primary school children.

Challenge

For the Challenge we had 17 varied and amazing works hanging at the Exhibition – with Jenny Lawrence's stunning "Zebra" being chosen by Jan Preston as the Winner and Beatty Blennerhassetts piece given an Honourable Mention for her large and miniature works – the presenting of Honourable Mentions being a very worthwhile addition to our Exhibition .



Thank you to Margaret for this article as well as Margaret and Tristesse for their work in organising the challenge as well as the display at the Quilt Show. - Jen

Please note that a number of Name Badges have been received. If you have ordered one recently you can pick it up at one of our Gatherings.

.....from **BLACK** to **WHITE** with a dash of


For those of you who are interested I thought I would share my design process for my Zebra piece that I entered in the recent Challenge section of the quilt show.

At first I was daunted by the process, but with the continuous encouragement at the Gatherings for entries I allowed myself the time to play with the concept and develop an idea.

Black and white....A magpie came to mind, a chess board but mostly a Zebra, and after my recent trip to Africa in November I decided that was what I would work with. Then I had to consider the guidelines of the Challenge. We were allowed to use any tone from Black through to white with just a dash of colour. Black and white for the Zebra but my background would have to stay within the tonal range allowed! The little birds are often seen sitting on the animals so they could provide my dash of colour. The size of the piece was the biggest challenge. To stay within the 1:3 but not Landscape.! At this point I nearly gave up. Eventually I came up with the idea of concentrating on the backside. For those of you who have been on Safari, the Zebras have an uncanny knack of turning away from you just when you want to take a photo!



...So I have a photo
But the legs aren't
complete...
I needed to find a drawing
that I thought I could
work with!
Thank goodness for
Pinterest!



After drawing and scaling out my design I decided to use raw edge appliqué. The black was put in place onto the white. Each piece was then machine stitched in a zig zag type free motion to depict the hair. The white was adhered to the grey background. I used a similar technique for the bird with some machine embroidery for the legs. Then the top was layered with the batting and back as per the Challenge guideline. I free machine quilted on my Bernina domestic machine. I quilted around the zebra, highlighting the belly, legs and neck but leaving the backside so that it came forward in the piece. The vertical lines were quilted next and then I quilted in the wind and a base beneath the hooves to create some movement.

- Jen

My friend writes lyrics
about sewing machines.
She's a singer songwriter.



**Are you interested in coming along
to a Beginners Class?**

The exhibition is over and we can now
concentrate on the possibility of a
Beginners Class.

There will be a nominal charge to
cover the hire of the room and classes
would run for 6-8 weeks.

Suggested time 7pm - 9:30pm

Wednesday night at the Hub.

All members would be Welcome to
join in and there may be the
opportunity to develop this night into
a Sit and Sew.

*Please contact Jen Lawrence
lawrence70@bigpond.com to express
your interest.*

WELCOME to -

Annie Bell, Pauline Hogan, Maria
Iuliano and Kathy Viney. These
lovely ladies joined during the
exhibition and Bernadette Bulmer
has joined since our last
newsletter.

Please consider coming along to
our Gatherings.

**The following list of members offer a
Machine Quilting service.**

**Hilary Arnold - Fairfields Creative
Quilting** is an award winning quilter.

Pickup and delivery arranged

Phone: 51555576 after 5pm

Hilary-0407634944 Barry-0427 634944

Email: fairfiel@bigpond.net.au

Glenda Ingram. Forgetmenot quilting.

7 Lindsay Court, Wy Yung.

Phone: 0409647291

Email: glenrae@bigpond.net.au

Jennifer McMillan - Lily Lane Patchwork

26 Princes Highway, Rosedale.

Phone: 51992777

Email: Jennifer@lilylane.com.au

9:30am - 4pm weekdays (closed Tuesday).

Weekends: 10am - 3pm.

Sonia Melville - CRAFT BASKET

110a Nicholson Street, Orbost.

(behind Whyndham Real Estate)

Phone: 51541151

Email soniamelville_craftbasket@hotmail.com

Open: 9:30am - 3pm Tue - Fri.

9.30am - 12md Saturday.

(A/H by arrangement)

Liz Traynor www.quiltingandsewon.com.au

Pick up & delivery arranged

Phone: 0427769341

Email: liztraynor@bigpond.com

Diana Whitfield

Mobile: 0412 562 414

Email: diana.j.w@bigpond.com

Boomerang Bags.

Engaging communities, up cycling materials, reducing plastic consumption and fostering sustainable behaviour.

Have you heard of Twin Rivers Boomerang Bags?

Twin River Boomerang bags is a project of Lakes Entrance Lions Club Inc. If you are interested in making bags for this worthwhile project or would just like to donate fabric you can contact Desma Payne on ph. 0432 188 295

twinriversbb@gmail.com

Twin Rivers Boomerang Bags is an environmental Project of Lakes Entrance Lions Club Inc



A special thank you for the following organisations who have already partnered with Twin Rivers Boomerang Bags -

- Lakes Entrance Lions Club Inc
- Volunteers Charity Shop Inc
- FB Group members – over 100
- Boomerang Bags Inc
- Plastic Pollutions Solutions Inc
- East Gippsland Shire Council
- St Brendan's Opportunity Shop
- Local ecofriendly businesses

Our group welcomes enquiries from individuals, businesses and not for profit organisations so we can partner together to raise community awareness in bringing about positive changes in reducing “one use plastic products”

UNIQUE BOOMERANG BAGS using unwanted fabric AND “left overs”

BAG KITS

- usually patched to make up 5 bags – some may have 2 pieces to make the 1 bag (larger & smaller) with feature showing on front of bag plus a piece of plain matching fabric. Can look quite smart. Alternatively, you may like to have a contrast piece at the top of the bag lots of scraps to choose from in the “handles” pieces tub.
- there may be different shapes – they are cut from unwanted fabric lengths and to minimize waste
- some lovely fabrics may suit a plain fabric on the back – you decide what you think look best



HANDLES



These are made from off cuts after the bags shapes have been cut scraps – they may vary in width and length and you will notice they can be at different stages of making –

• STRIPS (widths and lengths vary)

- BBHQ recommend approx. 5" width
- NARROW Strips can be sewn together to achieve 5" width

• CUT lengths vary –

- you choose what length you prefer the bag you make needs
 - there's those who love short handles
 - others like to wear longer handles
 - just cut the length that suits your bag/s and leave the remainder in the tub for others to choose from

• FOLDED and ironed ready to be sewn

• SEWN lengths ready for you to finish your bag



EMBELISHMENTS

Some materials lend themselves to being embellished – have a go, choose from the bits and pieces and scraps available in the tub and see what attractive “add-ons” you can create. – there's also ribbons, buttons and ENJOY



NOTICE TO MEMBERS

The Annual General meeting of Riviera Quilters Inc.
will be held on Saturday 4th August 2018 at 1:30pm
Room 2&3 The Hub
27 Dalmahoy St Bairnsdale

Riviera Quilters Inc Nomination Form.

I nominate

For the position of;

President

Vice President

Secretary / Public Officer

Treasurer

General Committee

Please print names and sign below;

Nominated by; _____

Signature; _____

Accepted by (nominee); _____

Nominees signature; _____

**Please return to; The secretary,
Riviera Quilters Inc
P.O Box 276
Bairnsdale 3875**

Nominations will be accepted up to 28th July 2018

THIS WEEKEND

2 day Quilting Workshop Machine Quilting with Westalee Rulers by Anita Ellis

June 2nd / 3rd 2018

Hosted by Riviera Quilters Inc.

Rooms 2&3 The Hub 27 Dalmahoy St Bairnsdale

9:30am - 4:30pm

Anita will be teaching the art of Machine Quilting using your domestic sewing machine and Westalee rulers and Ruler foot.

This class has been arranged to complement the workshop held in February but Anita will happily include beginners.

Cost is \$140 for the 2 days tuition.

You will be required to have the Westalee Ruler foot with straight ruler (\$48) and a Westalee starter pack of templates (\$65) as well as a Sewslip mat (\$40).

These can be purchased directly from Anita and payed for on the day.

You will also need your sewing machine with a flat extension table.

Morning and afternoon tea provided.

Anita will be bringing her extensive shop so if you need thread, needles or more rulers they will be available on the day.

More information is available from Margaret Fraser

margfraser49@yahoo.com.au

Come join us for a weekend of fun and learning. Anita is a wonderful and generous teacher and you are sure to learn lots!



I am Anita Ellis, your longarm quilting and domestic machine quilting teacher.

I love all things quilting, creating my own work, and teaching others how to quilt their own quilts on domestic sewing machines, long arm and mid arm machines.

My classes specialise in free motion quilting and working with the Westalee ruler foot and templates. I am an Accredited Westalee Design Educator and so am able to supply these to you with advice on which ones would be good for you.

2 day workshop with Anita Ellis.
Machine Quilting with Westalee Rulers
June 2nd / 3rd 2018

Please register as soon as possible to avoid disappointment

Riviera Quilters Inc., PO Box 276, Bairnsdale. 3875

Please enrol me in the Machine Quilting with Westalee Rulers workshop

NAME:

.....

PHONE:

.....

Email:

.....

I would like to order

- ☐ Westalee ruler foot with straight ruler (\$48) My Sewing machine is.....(make)
☐ Westalee starter pack of templates (\$65)(model)
☐ Sewslip Mat (\$40) **Payable directly to Anita at the workshop**

OR

☐ I enclose a \$70.00 Deposit

I understand that a further payment of \$70 is due by Monday May 21st 2018 **OR**

☐ \$140.00 Paid in Full

Strictly No refunds.

Method of Payment

I enclose -

☐ Cash ☐ Cheque ☐ EFT Westpac Bairnsdale BSB 033 203

Account 367 444 Retreat A/C

Please include your name and **Quilting Workshop** as reference

Signed :

RIVIERA QUILTERS Inc.

MEMBERSHIP FORM

NAME

ADDRESS

TELEPHONE

MOBILE

EMAIL

Is this a change of address?

YES / NO

New Membership joining fee (includes cost of badge)	\$10	
Expired Membership Renewal fee	\$10	
Membership Annual Fee	\$30	
	TOTAL	

PAYMENT METHOD:

I enclose cash ☐ cheque ☐ money order ☐ OR

I am paying by Electronic Funds Transfer ☐

EFT PAYMENTS - WESTPAC BAIRNSDALE

BSB - 033-203; ACC # -139-329

Please include your name & indicate that the payment is for membership

If your bank does not allow a name as reference, please use the last 4 digits of your phone number and notify the Membership Secretary.

With all methods of payment you must still forward this form to -

The Secretary, Riviera Quilters Inc., PO Box 276, Bairnsdale, 3875

I give permission for my personal details to be included in a membership directory. Please circle your response:

Yes / No

I give permission for my photo and name to appear in the newsletter, newspaper articles, website & facebook. Please circle your response:

Yes / No