



ALL WELCOME.

Please join us to Farewell Liz and the old committee and welcome in the new.

The Annual General meeting

of Riviera Quilters Inc.
will be held on
Saturday 4th August 2018 at 1:30pm
Room 2&3 The Hub
27 Dalmahoy St
Bairnsdale.

The cheque to our charity recipient for
2017 /2018
will be presented at 12 noon.
Leanne Jennings has been invited to
accept the money on behalf of
Neighbourhood House.

Please note nominations have closed
and all available positions are filled.

Jelly Roll Swap.

Please remember that you must
have all your strips to
Judy White by this
Saturday 4th August.

We hope you are looking forward to
receiving your custom built Jelly
Roll at the September Gathering.
Our Jelly Roll Sew weekend will be
Sat 15th / 16th September.
Details are included inside.
You will have a choice of 3 quilts to
make.

Fill out the Registration form to
express interest and get your
pattern.

Keep this date free -

18th May 2019

Riviera Quilters will be hosting the
Autumn gathering of Vic Quilters.

*I am only one, but I am still one.
I cannot do everything,
But I can still do something and
because I cannot do everything
I will not refuse to do the
something that I can do.*

Edward Everett Hale.

Presidents Report.

2017 /2018

Well, where does time go?

I can't believe how quickly this time has passed and that this will be my last Presidents report, so I will take this opportunity to reflect on Riviera Quilters achievements over the last 12 months.

In September we organised a High Tea and raffled Dorothy Chaleyer's quilt on behalf of Dorothy's friendship group. This event raised \$1,900 to benefit Bairnsdale Neighbourhood House.

We held 2 UFO weekends - October & April - at Lakes Entrance and also a weekend Sit & Sew at the Hub in March.

Our Biggest Morning Tea in May raised \$230 toward Cancer research.

During the year we have enjoyed visits from several Guest Speakers. These speakers provide us with inspiration and knowledge about subjects we may not have even thought about.

We have held two very successful Machine Quilting workshops with Anita Ellis and another is booked for October this year. Thanks to Margaret Fraser for her hard work in organising and promoting these.

But the highlight of the year was in May when we held our 14th Biennial Exhibition. I was very proud of our display and thrilled that we received such positive feedback. A few visitors were so impressed that they became members of Riviera Quilters on the spot which is a huge compliment in itself.

Of course none of these events would have been possible without the support of a wonderful committee. None of our gatherings or events 'just happen'. The committee make time in their busy and sometimes stressful lives to organise, set up and clean up every time we meet. And when it comes to a special event such as a workshop, it isn't just a matter of finding tutors, we then have to sell these workshops and that alone can be quite a challenge. I don't like to single committee members out, but I do need to thank my trusty Secretary Maxine Semple for all her hard work keeping me on the straight and narrow plus all the publicity done to promote our group; Jen Lawrence for her work on the Newsletter; Gerda Burer for her role as Treasurer; Ann Sims for keeping our membership records and Judy White our Librarian. I'm sure I speak on behalf of all members when I say thank you to the committee for your hard work.

It would be very remiss of me if I didn't acknowledge the important roll our hostesses play. The committee relies on them to welcome our members, both new and old. Thank you to all members who have taken their turn on the hostess roster. A huge thank you to Heather Caddy for the job she has done trying to find volunteers to fill this roster. Also, I know we all appreciate the lucky door prizes which are generously made by Heather. Thank you Heather.

The last thank you goes to you, the members. All of what the committee do would be pointless without you. Whether you are looking for friendship, inspiration, the opportunity to learn or just the chance to escape from the stresses of life for just a few hours, I sincerely hope that the Riviera Quilters gatherings provide what you need.

I have felt privileged to have been your President over the last 2 years but it is now time for me to hand the baton over. I wish the incoming President and committee every success and I know the members will be in good hands.

Thank you.

Liz

WELCOME TO RIVIERA QUILTERS .

Riviera Quilters was formed by a group of patchworkers in East Gippsland in 1989. The initial membership was 30. Almost 30 years later members still enjoy many happy hours together as they share or pass on knowledge, not only at our meetings but also at our weekend retreats, on bus trips and at mini-workshops. Our Annual General Meeting, held as part of our August gathering, is always well supported and is a rewarding time for members as we hand over a donation to our approved charity. Our Christmas meeting is a special time for members and our Biennial Exhibition is a time to appreciate all the beautiful work done by our members.

Riviera Quilters meet twice a month at “ East Gippsland Community & Educational Hub”,
Cnr Dalmahoy & Service Streets, Bairnsdale.

Meetings are held on the first and third Saturdays of the month, excluding January.

On the first Saturday of each month, Rooms 2&3 are open from 11am - 3:30pm. A short formal meeting is held at 1 pm and is generally followed by a Show and Tell of member's work.

Our library is open to members on these days from 11am-12noon and after Show & Tell.

On the third Saturday of the month, Rooms 2&3 are open 10am-3:30pm. There is no formal meeting on this Saturday, and members are free to bring their sewing machines. We often have workshops on this Saturday which will be advertised via our bi-monthly Newsletters and group emails.

Visitors are always welcome. .

Membership is open to all interested persons and fees are due on the **1st September each year.**

OFFICE BEARERS 2017/2018

President:	Liz Traynor	0427 769 341	liz.rivierquilters@gmail.com
Vice President / Newsletter	Jenny Lawrence	0428 027 250	lawrence70@bigpond.com
Secretary:	Maxine Semple	5152 2441	maxinesemple@yahoo.com.au
Treasurer	Gerda Burer	5156 9327	gmburer@yahoo.com.au
Librarian :	Judy White	5152 5367	judywhite985@gmail.com
Membership:	Ann Sims	5156 0223	asimstsims@gmail.com
General Committee			
Hostess Roster :	Heather Caddy	0419 108 413	heather.m.caddy@gmail.com
	Margaret Fraser	0412 266 894	margfraser49@yahoo.com.au
	Sandra Abell	0401 089 1591	sandraabell4@gmail.com
	Cheryl Thomas	5156 8868	tezandchez@bigpond.com
	Kae Roulston	0418 541 528	bkroulst1@bigpond.com
	Jenny Latimer	5152 3036	australia@acfea.com

<p>August 4th 2018 11am-3:30pm</p>	<p>Monthly Gathering Annual General Meeting at 1:30pm Rooms 2&3 The Hub 27 Dalmahoy Street, Bairnsdale</p>
<p>August 18th 2018 10am-3:30pm</p>	<p>Sit and Sew Room 2&3 The Hub 27 Dalmahoy st Bairnsdale</p>
<p>September 1st 2018 11am-3:30pm</p>	<p>Monthly Gathering Rooms 2&3 The Hub 27 Dalmahoy Street, Bairnsdale English Paper Piecing with Liz @ 11am Room 1</p>
<p>September 15th 2018 10am-3:30pm</p>	<p>Sit and Sew Room 1 The Hub 27 Dalmahoy st Bairnsdale</p>
<p>September 15th/16th 2018 9am-4pm each day</p>	<p>Jelly Roll Sew weekend Rooms 2&3 The Hub 27 Dalmahoy Street, Bairnsdale</p>
<p>October 6th 2018 11am-3:30pm</p>	<p>Monthly Gathering Rooms 2&3 The Hub 27 Dalmahoy Street, Bairnsdale American hand piecing with Liz @ 11am Room1</p>
<p>October 20th/21st 2018 9:30am-4:30pm</p>	<p>Machine Quilting with Westalee Rulers Anita Ellis Rooms 2&3 The Hub 27 Dalmahoy Street, Bairnsdale</p>

DATES FOR YOUR DIARY 2018/2019

<p>October 20th 2018 10am-3:30pm</p>	<p>Sit and Sew Room 1 The Hub 7 Dalmahoy street, Bairnsdale.</p>
<p>October 26th-28th 2018 Anytime after 2pm Friday</p>	<p>UFO by the Lakes -retreat weekend Glenara Motel. 221 The Esplanade,Lakes Entrance.</p>
<p>November 3rd 2018 11am-3:30pm</p>	<p>Monthly Gathering Rooms 2&3 The Hub 27 Dalmahoy Street, Bairnsdale Machine piecing with Liz @ 11am in Room 1</p>
<p>November 17th 2018 10am-3:30pm</p>	<p>Sit and Sew Room 2&3 The Hub 7 Dalmahoy street, Bairnsdale.</p>
<p>December 1st 2018 11am-3:30pm</p>	<p>Christmas Gathering Rooms 2&3 The Hub 27 Dalmahoy Street, Bairnsdale</p>

** LUCKY DOOR PRIZES **

Please join us for our Monthly Gatherings held on the first Saturday of the month.
Sign in at the reception desk to be eligible for our Lucky Door prize.

Please remember to wear your Name Badge.

Thank you to Heather Caddy for her generosity in providing the prizes.

HOSTESS ROSTER

PLEASE CONSIDER VOLUNTEERING FOR THE HOSTESS ROSTER FOR OUR GATHERINGS ON THE FIRST SATURDAY OF THE MONTH.

DATE	MORNING	AFTERNOON
February 3rd	Val Quirk Coralie Foxton	Maaike van Donk Heather Caddy
March 3rd	Ros Pearce Kay Seears	Jen Lawrence
April 7th	Merle McRae Robyn Ashley	Maxine Semple Heather Caddy
May 5th	Wendy Cottam Marlene Leonard	Josie Coulter
June 2nd	Marlene Leonard	Heather Caddy Jen Lawrence
July 7th	Kath Grandy	Josie Coulter
August 4th	Maaike Van Donk	Committee
September 1st	Nola Matthews Mary Morris	Volunteers please
October 6th	Jean Bourne	Volunteers please
November 3rd	Sandra Abell Inge Dauncy	Volunteers please
December 1st	Glenda Ingram Julie Neander	Committee

Thank you to all Members who volunteer for Hostess Duty.

Please be aware if your name appears on the Roster then it is your responsibility to find a replacement if you are unable to attend.

Library Report

Borrowing Rules

Members may borrow 3 books (only one can be a new book) plus 2 magazines per month. Books may be returned and borrowed between 11.00 am and 1 pm. If you are borrowing or returning books when the library table is unattended please place your name on them.

We have some new books and magazines which are ready to borrow.

- 15 Minutes of Play by Victoria Findlay Wolfe (W36)
- Modern Quilt Magic by Victoria Findlay Wolfe (W37)

Some books have been donated to the library. Titles are:

- Quilting by Isobel Stanley (S46)
- Fusing Fabric by Margaret Beal (B43)
- Artful Applique the Easy Way by Jane Townswick (T15)
- 24 Hour Quilts by Rita Weiss (W38)
- Stained Glass Applique by Brenda Brayfield (B42)
- Quilting with my Sister By Barbara Brandeburg (B41)
- Tea in the Garden by Cynthia Tomaszewski (T16)
- More Celtic Quilting by Gail Lawther (L37)
- New Cuts for New Quilts by Karla Alexander (A21)
- Ideas for Applique by Eileen Campbell (C73)
- Quick Quilts using Quick Bias by Gretchen Hudock (H46)
- Mastering Machine Applique by Harriet Hargrave (H44)
- Rotary Magic by Nancy Johnson-Srebro (J 7)
- Turkish Delights to Applique by Linda Poole (P51)
- Round Robin Renaissance by M'Liss RaeHawley (H45)



We have some new magazines :

- Quiltmania #124 and #125
- Quilters Companion #91
The accompanying DVD is making a 3D Wallhanging with Leesa Chandler.

We have also had some magazines donated:

Quilters Companion Nos 7,18,39,42,45,46,52,64 and 70.

Don't forget if you know of any suitable titles of books we should include in the library please let me know.

Judy White

As you all know we have had to cull a lot of books from our library in order to fit into our new space. The decision to remove certain books was made by how often and how long since they were last borrowed.

Is our library still valid...we would like some feedback please.

Thank you to Librarian Judy White for the Library report -Jen

In the Sewing Room

I was fascinated by Kae Roulston's quilt displayed at our recent exhibition and asked her if she would mind sharing her journey in creating this amazing piece. I hope you all had an opportunity to see it. - Jen



In Kae's words -

My son came home from snowboarding in Japan in 2011 with 10 x10inch squares of Japanese cotton and kimono fabrics and asked " will you make me an art quilt?" Well nooo!

Next trip in 2012 he brought back more with the request "mountains would be good", so the answer was OK, my pleasure.

The quilt is my interpretation of Fireman's Standards by Tomiko Kikuchi -1989.

It depicts village firemen wearing happi coats with crest on back, carrying special standards off to a fire. It shows a villages scape under the night sky, the mountain on fire and waves on a lake at the bottom.

The quilt threw me a few challenges. One, I had never made an art quilt and two, the various techniques involved to make the quilt. The first parcel of fabric was stripped to make the village landscape, the next lot to make the happi coats and standards for the firemen and the rest for the sky and lake came from friends and my stash.

The sky- how to insert the lighter strips on the diagonal in the square; the mountain - the 3 piece triangles to make a square and to look like a mountain on fire; the lake- the drunkards path design in 3 pieces and inverting alternately to look like waves. What to use for the streamers on the standard? Will it be bias binding or ribbon? I opted for ribbon and appliquéd them. Easy option.

Then it was a matter of fitting and machining all pieces together, a lot of measuring and juggling.

The quilt was finished in 2014 with the quilting done by Gayle Kyle at Riviera Patchwork. My son was thrilled at the final result and thrilled that it was exhibited at our Biennial Exhibition in May and is looking forward to hanging it back on his wall.

Thank you to Kae for sharing - Jen.

Quilts for the Napa Valley, USA

New member Annie Bell from Longford has been wowing us at Gatherings with these amazing quilts. She shares her story as to how they came about.

In early October 2017, there were several media reports of wild fires in the Napa Valley in Northern California. I am, like many Australians very aware of bushfires and their impact. I am also a Bernese Mountain Dog tragic having owned several over the past 18 years. I love to quilt and when I can, I make a quilt to raise funds for Berner health and rescue. Reading reports on social media, I became emotionally engaged because two Bernese owners living in the Napa Valley had been directly affected by the fires. One had lost everything including a litter of 4 week old Bernese puppies. The other was a lady whose home was one of three in her neighbourhood that the fires missed. I concluded that the impact on both was probably about the same.

From Queanbeyan in 2003, I experienced the impact of the Canberra fires, giving sanctuary to friends and family who evacuated early. The desire to help distant members of the Berner community who I did not know grew and grew. The only thing that made sense was a quilt. I had a friend in Northern California who knew the fire victims. I discussed with her the idea that I make a quilt for each. She thought it was appropriate.

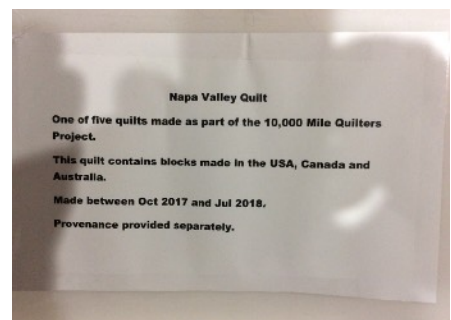
Whilst exhibiting at a dog show at Ilabo, the thought crossed my mind, "were there others that might like to participate." I threw the idea onto Facebook and the international Berner - list. I also thought that if no one stepped up then I would still make the quilts - the question would be which pattern to use?

I was amazed at the response. I had 23 people put up their hand in the first 24 hours. I closed the group after 72 with 50 participants from Australia, Canada and the United States. Game on - need a different plan

I had coordinated group quilts in the past, but as luck would have it, any documents were on a work computer - three jobs previous. So I started from scratch. There were several participants who had worked on previous group quilt projects with me, others who could sew but never done patchwork, some were experienced and others who sought advice from family and friends who quilt, and others who sewed industrially - making dog collars for example. Some who didn't sew but wanted to be part of the project donated money which covered the postage. In return, blocks were made on their behalf.



First Quilt to be delivered in Northern California.



Napa Valley Quilt
One of five quilts made as part of the 10,000 Mile Quilters Project.
This quilt contains blocks made in the USA, Canada and Australia.
Made between Oct 2017 and Jul 2018.
Provenance provided separately.

Quilts for the Napa Valley, USA continued

I felt that the group needed a name. I have read the Elm Creek novels, so I called the group the 10,000 Mile Quilters because the greatest distance a participant was from me was 10,000 Miles. So I set up a Facebook group for participants. Not everyone uses Facebook, so I sent an email to everyone at significant points in the journey.

I had sent everyone a rust and a blue fat quarter. The deal was at least one block using at least one supplied colour. I had no idea how many blocks would be returned. At a minimum, two lap quilts $5 \times 5 = 50$ blocks. The result 163: 160 blocks and three that were made into cushion covers.



With the help of a friend, and many gulps of red wine, the 160 blocks were wrangled into 5 quilts at the end of January. I then quit my job, moving from Wagga Wagga to Sale to take a role as a contractor complete with blocks and sewing machines in February. The three big quilt tops were completed in motel rooms; the small ones in my rented home. All quilts were quilted by a dear friend who owns a long arm quilting business in Albury.

A provenance has been created to be supplied with each quilt. (*provenance - record of ownership of a work of art or an antique, used as a guide to authenticity or quality. Just in case, like me you weren't sure of the meaning -Jen*)

The plan was to have them finished by June 18. As I write, the two small quilts are clearing US Customs. The first quilt has a new home with one of the inspirations. The three quilts that are left after the second is chosen, will be delivered to the Bernese Mountain Dog Club of Northern California for use in fundraisers of their choice - local, or national.

Annie Bell - Longford



Inspirational! Thank you so much Annie for sharing this story. Annie has offered to write a piece for the next newsletter discussing her approach to the coordination of charity Quilts. I am sure, like me, you look forward to reading it. - Jen

Charity submissions.

Charity submissions for the
distribution of funds

2018 / 2019

closed on June 30th 2018.

We know many of you will be disappointed
to hear that no submissions were received.

Techniques and Tutors.

For September, October and November
we will be conducting a beginners
introduction to Paper Piecing, Hand
piecing and Machine piecing.

Liz Trainor will be sharing her years of
experience in these techniques.

Classes are being held free of charge in
Room 1 at the Hub and will commence at
11am on the first Saturday of the Month.

Westalee Rulers Support group.

After the first Westalee Workshop in February, a number
of the ladies and one gent decided to set up a support
group.

The group meet on the 2nd Tuesday of the month at
9.30am in Room 2&3 at the HUB.

Any one is welcome to join in, **the only criteria is to
have the ruler foot and some of the rulers.**

A nominal payment amount is required from each
interested person in order to hire the room.

The next meeting is the 14th August 2018

@ 09.30am

If you are interested in joining in please contact -

Margaret Fraser margfraser49@yahoo.com.au
ph 0412 266 894

This group funds their own way and are independent of
Riviera Quilters

Thank you Marg - Jen

**Keep up to date with us
online**

Don't forget to....

Like us on Facebook



**Riviera Quilters Inc
Bairnsdale**

and search for us

**[http://
rivieraquilters.org.au](http://rivieraquilters.org.au)**

Have you changed your Email address?

If you have changed your email address recently it is important that you pass on the details to

Liz Trainer at - liz.rivieraquilters@gmail.com

This will ensure you will always receive your newsletter and other communications.

Changes at The Hub.

The Gellen Group have been in residence for 12 months now and changes to the availability of rooms is in process.

Riviera Quilters will no longer have access to the room that housed our library and provided storage for other items.

We have been allocated a cupboard in our meeting room which we will use to store the library.

Instead of the occasional use of Room 7, we have been gifted Room 1 which will house another cupboard for storage. This room has plenty of power points with tables that will remain in situ and will be a welcome addition for mini workshops and sit and sew days. There are some items that we are no longer able to store so this Saturday as part of the AGM we will have these items available for members.

Please spread the word as it is possible there is sentimental value attached to some items and we would like these people to have access.

Items will be available by ballot if more than one person is interested -

Large timber lightbox

Fiskers 6" x 24" ruler with slide cutter combo

Timber hand quilting frame

Large Q snap hand quilting frame

Television with inbuilt DVD

Numerous baskets, small metal buckets, polyester wadding.

Books and magazines.



A
Get Well Soon
shout out to

Nola Matthews who was involved
in a car accident while in North
Queensland.

We hope to see you back at
Gatherings soon.

The 139th Annual Bairnsdale Show. Saturday 10th November 2018

Did you know that Riviera Quilters is a sponsor of a Quilt section at our local agricultural show.

We have a preview of the schedule included in this newsletter. The schedule including entry forms is to be released soon and will be available at Spotlight.

Please consider entering.

Swap or Shop.

Veronica is looking for this ROBERT KAUFMAN fabric. Do you have any you would be prepared to part with?



Veronica is happy to buy it as she has been unable to source it locally.

*If you can help. Ph 0427 532 244 or
vronwilks@gmail.com*

If you are looking for some fabric or other supplies feel free to send me an email for inclusion in the next newsletter -Jen

SUPPLY OF BATTING

Member Diana Whitfield has offered to supply batting to members. She has available Matilda's Own 60% wool / 40% polyester on a scrim.

Prewashed, pre shrunk, fully machine washable 2.4M wide @ \$15 p/m

Members would need to pay at time of ordering.

Shout out to Jan Smart for winning first prize at Victorian Quilters recent Showcase. The quilt was entered in the Traditional Two Person Amateur & Professional section and was quilted by Desley Maisano.



If you recognise this quilt Okehampton, a pattern by Karen Styles, then that may be because it was also made and displayed at our quilt show by Jan's talented sister, our own Judy White. Congratulations Jan.

Did you know that the Minutes from all Riviera Quilters committee meetings are available for your review?

Just ask a Committee member.

Riviera Quilters would like to thank
TIM BULL MP
and the helpful staff at his Bairnsdale office, for their continued generous support in the free printing of our newsletter.

The following list of members offer a Machine Quilting service.

Liz Traynor www.quiltingandsewon.com.au

Pick up & delivery arranged

Phone: 0427769341

Email: liztraynor@bigpond.com

Glenda Ingram. Forgetmenot quilting.

7 Lindsay Court, Wy Yung.

Phone: 0409647291

Email: glenrae@bigpond.net.au

Jennifer McMillan - Lily Lane Patchwork

26 Princes Highway, Rosedale.

Phone: 51992777

Email: jennifer@lilylane.com.au

9:30am - 4pm weekdays (closed Tuesday).

Saturday: 10am - 2pm.

Sunday : Closed

Sonia Melville - CRAFT BASKET

110a Nicholson Street, Orbost.

(behind Whyndham Real Estate)

Phone: 51541151

Email soniamelville_craftbasket@hotmail.com

Open: 9:30am - 3pm Tue - Fri.

9.30am - 12md Saturday.

(A/H by arrangement)

Diana Whitfield

Mobile: 0412 562 414

Email: diana.j.w@bigpond.com

Hilary Arnold - Fairfield's Creative

Quilting is an award winning quilter.

Pickup and delivery arranged

Phone: 51555576 after 5pm

Hilary-0407634944 Barry-0427 634944

Email: fairfiel@bigpond.net.au

Jelly Roll Sew

For the past months a group of members having been raiding their stash and looking out for fabric at their favourite patchwork shop to build custom made jelly rolls for other participants in the challenge.


Now it is time to turn these precious strips into a quilt.

All members involved will receive their 42 strips of 2 1/2" x WOF (jelly roll strips) at the September gathering.

There are 3 quilts on offer to make.

Instructions will be provided once you have registered and a team leader will be available on the day to help with the construction.

Open to all members who would like to use up a Jelly Roll pack.



Bento Box - 1/4 Log Cabin blocks

12" square blocks -

As shown 36" X 60"

A pattern that is suitable for beginners

A simply pieced quilt that would suit all different types of fabric and could be made to any size.

If you love the fabric layout of this quilt then it is best suited for a jelly roll that has at least 4 strips of the same colour. As you can see this quilt uses variations of blue, green, yellow, orange and red. In this example each of the colours in each 1/4 section are a different fabric.



Bound Buttonholes.

10" X 6" blocks.

As shown 54" X 72" includes plain border.

A pattern that is suitable for beginners.

Extra interest could be added by piecing the inside of the buttonhole.

This would be a great quilt to practice your Westerlee Ruler quilting on. Make the quilt top in September ready for your class in October. It will be then ready to bind at our UFO by the Lakes and Show and Tell at our end of year Christmas party. What a Plan- Perfect!



Sister's Choice - 10" square Star blocks with a nine patch as the centre.

Chosen for those of you who are using reproduction fabrics and are wanting a classic look.

Involves more complex piecing.

Would need a contrast of fabric light, mediums and darks to create a similar effect.

As shown 35 blocks = 50" X 70". Could add solid borders if desired or use any number of blocks to create the desired size.



Jelly Roll Sew
15th & 16th September 2018
9:30am - 4pm
Rooms 2&3 The Hub
27 Dalmahoy St Bairnsdale

Please indicate your interest and submit to -

**The secretary, Riviera Quilters Inc., PO Box 276, Bairnsdale. 3875. by the
September 1st Gathering.**

Patterns will be distributed as soon as a registration form is received.

This will allow you to start on the preparation.

REGISTRATION FORM

NAME:

PHONE:

Email:

I would like to enrol in

Quilt 1 Bento Box ☐

Quilt 2 Bound Buttonholes ☐

Quilt 3 Sisters Choice ☐

There is NO charge for this weekend.

**Just bring along your fabric, the pattern which will include a requirements list,
your lunch and perhaps some morning tea to share.**

How do you
prepare yourself
for sewing?

Are you a THEN or
NOW kind of
sewer?



Sewing Advice

THEN	NOW
Prepare yourself mentally for sewing.	Wake up.
Think about what you are going to do.	Always keep a good stash of fabrics, patterns and notions ready so you can sew whatever you want, whenever the mood strikes.
Never approach sewing with a sigh or lackadaisically.	Save that attitude for housework.
Good results are difficult when indifference predominates.	Indifference is great when mending, repairing zippers or shortening pants. If the results aren't good people will stop asking.
Never try to sew with a sink full of dirty dishes or the beds unmade.	This is good advice only if you sew with your machine in the sink or on the bed.
When there are urgent housekeeping chores, do these first so your mind is free to enjoy your sewing.	There are no urgent housekeeping chores. Just enjoy your sewing.
When you sew, make yourself as attractive as possible.	Never buy a machine with a mirror in it.
Put on a clean dress.	You may sew in your jammies but wear slippers. Otherwise you may step on pins.
Keep a little bag of French chalk near your sewing machine to dust your fingers at intervals.	What?!
Have your hair in order, powder and lipstick on.	Brush your teeth if you remember and time permits.
If you are constantly fearful that a visitor will drop in or your husband will come home, and you will not look neatly put together, you will not enjoy your sewing.	Lock the door and don't answer the phone. If your husband comes home you really can't refuse to let him in, but leave a number where he can order takeout.

Excerpt from a 1949 Singer Sewing Manual:

Prepare yourself mentally for sewing. Think about what you are going to do... never approach sewing with a sigh or lackadaisically. Good results are difficult when indifference predominates. Never try to sew with a sink full of dirty dishes or beds unmade. When there are urgent house keeping chores, do these first so your mind is free to enjoy your sewing....When you sew, make yourself as attractive as possible. Put on a clean dress. Keep a little bag a French chalk near your sewing machine to dust your fingers at intervals. Have your hair in order, powder and lipstick on....(If) you are constantly fearful that a visitor will drop in or your husband will come home and you will not look neatly put together, you will not enjoy your sewing as you should ...

Congratulations -


Jenny Bowker

After the last sky...Bernina Best of Show Sydney 2018 NSW Quilters Guild
Congratulations to Jenny, a past tutor of Riviera Quilters.

If you would like to read about the amazing story behind the quilt
<http://www.jennybowker.com/>



Julie was awarded:
Bernina Best of Show.
Excellence in Hand Applique.
Excellence in Hand Quilting: Professional
The Janet O'Dell award: Retaining the Tradition.
for her quilt The Apprentice.



Julie Adamson

The Apprentice...Best of Show
Victorian Quilters Showcase 2018
A wonderful display of Julie's past work
was available for viewing as
coincidentally, she along with Linden
Lancaster were the profile members for
this exhibition.



Linden was awarded Runner Up Best of show with
Place of Reflection as well as Best original design.

The 139th Annual Bairnsdale Show.

Saturday 10th November 2018

CLASS S – NEEDLEWORK

Needlework entries close with the Steward Thursday 8th November

All entries to be at the Showground by 3.30pm Thursday November 8th 2018. Exhibits must be collected from 10am – 12am Sunday November 11th

Judging commences at 9am, Friday 9th November

Steward: Vicki Spencer Ph: 0408379406

Entry Fee \$1

NOTES FOR EXHIBITORS

1. All work to have been completed in the last 12 months
2. Stamped self addressed envelope must be enclosed for return of entry tickets where entries are sent in by mail.
3. VAS. Ltd Craft Competitions. Refer to individual sections.

Patchwork & Quilting

56. VAS Ltd Patchwork Competition

Supported by Spotlight

Rules and Regulations

1. The exhibit is not to be more than one metre on any one side.
 2. Machine pieced and machine quilted.
 3. Minimal Embellishments to enhance piece will be accepted.
Small amounts only not to over power patchwork.
 4. All regulations on this page to be taken in conjunction with the general Craft and Photography regulations in the Exhibition Hall Rules and Regulations Section of this program.
56. A piece of patchwork no more than one metre on any side, machine pieced and machine quilted. **No embellishments.**

ENCOURAGEMENT PRIZE- RIVIERA QUILTERS \$50

57. Article of patchwork (Machine made)
1st Prize \$10 Voucher Riviera Patchwork
58. Article of Quilting (Hand made)
1st Prize \$10 Voucher Riviera Patchwork
59. Article of Quilting (machine made)
1st Prize \$10 Voucher Riviera Patchwork
60. Article of Applique (Handmade)
1st Prize \$10 Voucher Riviera Patchwork
61. Article of Applique (Machine made)
1st Prize \$10 Voucher Riviera Patchwork
62. Article of Hand Pieced Patchwork
1st Prize \$10 Voucher Riviera Patchwork
63. Patchwork Cushion
- 63a. Patchwork Bag

VAS - Victorian Agricultural Shows.

This is an excerpt only...please refer to the show schedule in its entirety before completing entry form.

Riviera Quilters Inc
Profit and Loss Statement

For the year ended 30 June 2018

	This Year	Last Year
ORDINARY INCOME		
Interest Received	113	113
Retreat	1,050	0
Exhibition	5,525	0
Memberships	2,680	2,615
Raffles	2,084	233
Sales		70
Sundry Income	578	249
Workshops	5,380	5,318
TOTAL ORDINARY INCOME	17,411	8,598
TOTAL INCOME	17,411	8,598
OVERHEAD EXPENSES		
Accountancy	280	280
Advertising	0	30
Badges, lanyards, mugs	238	115
Coonawarra/Workshop/Expo	9,680	7,607
Donations: Uniting Church	200	0
Donations: Cancer Council	220	275
Donations: Rotary Club of Bairnsdale	200	0
Donations: E.G Specialist School	0	3,500
Donations: Mother Christmas	120	0
Donations: Bdale Neighbourhood House	100	55
Fees and Charges	14	0
Professional Library	463	681
Petty Cash expenditure	200	200
Postage	366	398
Printing and Stationery	521	223
Repairs & Maintenance	110	106
Retreat	1,166	0
Sundry Expenses	551	177
Subscriptions and Memberships	300	406
Venue Hire	950	104
Website maintenance	358	92
TOTAL OVERHEAD EXPENSES	(16,038)	(14,249)
NET PROFIT	1,373	(5,651)

Balance Sheet

As at 30 June 2018

	This Year	Last Year
ASSETS		
CURRENT ASSETS		
Bank: Investment WBC	5,750	5,643
Bank: WBC Retreat	2,830	3,372
Bank: Westpac	3,479	1,672
TOTAL CURRENT ASSETS	12,059	10,686
NON-CURRENT ASSETS		
Plant and Equipment	7,730	7,730
	7,730	7,730
TOTAL NON-CURRENT ASSETS	7,730	7,730
TOTAL ASSETS	19,789	18,416
NET ASSETS	19,789	18,416
EQUITY		
Retained Earnings	19,789	18,416
TOTAL EQUITY	19,789	18,416

UFO by the Lakes 26th - 28th October 2018

Our favourite time of the year when we can enjoy a weekend of sewing free from interruptions. Our Unfinished Object weekend (UFO) is just a name. This is your free time - start something new, continue on your favourite piece or bring along a UFO that has been causing you some problems and brainstorm it out with others!

The VENUE is the Glenara RSL Motel on the Esplanade at Lakes Entrance and you will need to book your own room. Find a friend to share with or go it alone. The choice is yours.

The Recreation room by the pool is a lovely bright airy room with plenty of tables for our sewing. You will have access to the room from 4pm on Friday.

Numbers will be limited to 24, including Day Visitors, to ensure there is enough room to spread out.

Please join in for Complimentary Happy Hour on the Friday and Saturday evening before we head off for dinner.



MEALS

Breakfast.

Toasters are available at reception if you wish to bring your own breakfast supplies. Otherwise enjoy one of the many local cafes, visit the dining room or arrange for room service.

Morning tea & lunch.

Will be provided at \$15 per person per day payable when you make your booking.

Dinner suggestions.

There are lots of choices for dining in Lakes Entrance, however we will book a table at the RSL each evening.

Your place is not secure until the Registration Form has been returned to The Secretary with payment.

PLEASE NOTE - YOU WILL NEED TO BOOK YOUR OWN ROOM for Friday 26th October and Saturday 27th October 2018

To BOOK YOUR ROOM - please phone Glenara Motel 51551555

(Cost of room is approximately \$85 per night.)

UFO by the Lakes 26th - 28th October 2018

After booking your room please forward this form to -

The secretary, Riviera Quilters Inc., PO Box 276, Bairnsdale. 3875

REGISTRATION FORM

NAME:

ADDRESS

.....

PHONE:

Email:

I enclose \$15 per day - Total \$30 to secure my place at the UFO weekend in Lakes Entrance. (this charge is to cover the morning tea & lunch)

****Non members please add \$10.00**

Cash ☐

Cheque ☐

Eftpos ☐

EFT PAYMENTS -

WESTPAC BAIRNSDALE - BSB: 033-203 A/C 367-444 (Retreat Account)

Please include your name and "UFO" as reference

Forward Application Form to ;The Secretary, Riviera Quilters, PO Box 276, Bairnsdale 3875

I have booked my accommodation. ☐

Accommodation not required. ☐

Signed :

2 day Machine Quilting Workshop with Anita Ellis from Westerlee rulers. LAST CHANCE FOR 2018



October 20th / 21st 2018

Rooms 2&3 The Hub 27
Dalmahoy St Bairnsdale

Any enquiries please contact Margaret Fraser
margfraser49@yahoo.com.au
Ph 0412266894

This will be the last workshop with Westerlee for 2018.
Make sure you contact Margaret as soon as possible to let
her know you are interested and tell your friends

All students will need to BYO lunch. Tea and coffee as well as
morning tea is provided. Cups are available or you are
welcome to bring your own cup if you prefer.

**Margaret will be demonstrating at Twisted Threads, Swan
Reach on 16th August 2-3pm for anyone who might be
interested in having a look.**



Sewing Machine Extension Table

Do you need a sewing machine extension table?

At Gippsland Plastics we can custom make an acrylic table to suit your machine. Just bring your machine in to us and we will manufacture the table to your needs.

All our extension tables are manufactured from 6mm thick clear acrylic, making them stronger and more rigid. All the legs on the tables have height adjustable feet to give you the perfect level top on any surface. Prices start from \$180 for a 600mmx 500mm table custom fitted.



625 Princes

Hwy

BAIRNSDALE VIC 3875

Ph. (03) 5152 6061

Fax. (03) 5153 1358

Email: chris@gippslandpr.com

This is a paid advertisement

2 day Quilting Workshop

Machine Quilting with Westalee Rulers

by Anita Ellis

October 20th / 21st 2018

Hosted by Riviera Quilters Inc.

Rooms 2&3 The Hub 27 Dalmahoy St Bairnsdale

9:30am - 4:30pm

Anita will be teaching the art of Machine Quilting using your domestic sewing machine and Westalee rulers and Ruler foot.

This class will be the third held in Bairnsdale this year . Both beginners and those who have attended classes before are welcome.

Cost is \$140 for the 2 days tuition.

You will be required to have the Westalee Ruler foot with straight ruler (\$48) and a Westalee starter pack of templates (\$65) as well as a Sewslip mat (\$40).

These can be purchased directly from Anita and payed for on the day.

You will also need your sewing machine with a flat extension table.

Morning and afternoon tea provided.

Anita will be bringing her extensive shop so if you need thread, needles or more rulers they will be available on the day.

More information is available from Margaret Fraser

margfraser49@yahoo.com.au

Paperwork must be submitted to Margaret who will pass it on to RQ.

Come join us for a weekend of fun and learning.

Anita is a wonderful and generous teacher and you are sure to learn lots!



I am Anita Ellis, your longarm quilting and domestic machine quilting teacher. I love all things quilting, creating my own work, and teaching others how to quilt their own quilts on domestic sewing machines, long arm and mid arm machines. My classes specialise in free motion quilting and working with the Westalee ruler foot and templates. I am an Accredited Westalee Design Educator and so am able to supply these to you with advice on which ones would be good for you.

2 day workshop with Anita Ellis.
Machine Quilting with Westalee Rulers
October 20th / 21st 2018

Please register as soon as possible to avoid disappointment

Forward to Margaret Fraser

Riviera Quilters Inc., PO Box 276, Bairnsdale. 3875
or hand to Margaret personally.

Please enrol me in the Machine Quilting with Westalee Rulers workshop

NAME:

.....

PHONE:

.....

Email:

.....

I would like to order

☐ Westalee ruler foot with straight ruler (\$48) My Sewing machine is.....(make)

☐ Westalee starter pack of templates (\$65)(model)

☐ Sewslip Mat (\$40) **Payable directly to Anita at the workshop**

OR

☐ I already own these requirements

☐ I enclose a \$70.00 Deposit due by July 20th 2018

I understand that a further payment of \$70 is due by Monday October 8th 2018 **OR**

☐ \$140.00 Paid in Full

Strictly No refunds.

Method of Payment

I enclose -

☐ Cash ☐ Cheque ☐ EFT Westpac Bairnsdale BSB 033 203

Account 367 444 Retreat A/C

Signed :

RIVIERA QUILTERS Inc.

MEMBERSHIP FORM

NAME

ADDRESS

TELEPHONE

MOBILE

EMAIL

Is this a change of address?

YES / NO

New Membership joining fee (includes cost of badge)	\$10	
Expired Membership Renewal fee	\$10	
Membership Annual Fee	\$30	
	TOTAL	

PAYMENT METHOD:

I enclose cash ☐ cheque ☐ money order ☐ OR

I am paying by Electronic Funds Transfer ☐

EFT PAYMENTS - WESTPAC BAIRNSDALE

BSB - 033-203; ACC # -139-329

Please include your name & indicate that the payment is for membership

If your bank does not allow a name as reference, please use the last 4 digits of your phone number and notify the Membership Secretary.

With all methods of payment you must still forward this form to -

The Secretary, Riviera Quilters Inc., PO Box 276, Bairnsdale, 3875

I give permission for my personal details to be included in a membership directory. Please circle your response:

Yes / No

I give permission for my photo and name to appear in the newsletter, newspaper articles, website & facebook. Please circle your response:

Yes / No